

**Northwest Florida Water Management District
Governing Board Meeting Minutes
Thursday, March 11, 2021
81 Water Management Drive
Havana, Florida 32333**

1. Opening Ceremonies

Called to order at 1:08 p.m.

Brett Cyphers called the roll and a quorum was declared present.

Present: George Roberts, Chair; Jerry Pate, Vice Chair; Gus Andrews; Ted Everett; Nick Patronis; Kellie Ralston

2. Special Thanks and Recognition

MOTIONED BY JERRY PATE, SECONDED BY NICK PATRONIS, THAT THE GOVERNING BOARD ADOPT RESOLUTION NO. 885 DECLARING APRIL 2021 AS WATER CONSERVATION MONTH. NO PUBLIC COMMENT WAS GIVEN. MOTION CARRIED.

3. Changes to the Agenda

None.

4. Consideration of the following Items Collectively by Consent:

MOTIONED BY KELLIE RALSTON, SECONDED BY NICK PATRONIS, THAT THE GOVERNING BOARD APPROVE ITEMS A, B, C, AND D IN THE CONSENT AGENDA CONTINGENT UPON LEGAL REVIEW AND OTHER ACTIONS AS REQUIRED BY FLORIDA STATUTES. NO PUBLIC COMMENT WAS GIVEN. MOTION CARRIED.

A. Approval of the Minutes for February 11, 2021

Approve the Minutes for the February 11, 2021, Governing Board meeting.

B. Approval of the Financial Reports for the Month of January 2021

Approve the Financial Reports for the Month of January 2021.

C. Consideration of In-Kind Assistance to The Nature Conservancy for the Pensacola East Bay Oyster Habitat Restoration Project

Approve in-kind assistance to The Nature Conservancy for the East Bay Oyster Habitat Restoration Project.

D. Consideration of Proposed Grant Agreement Amendment No. 4 for the ECUA Pensacola Beach Reclaimed Water System Expansion Project

Authorize the Executive Director to enter into Agreement Amendment No. 4 with the Emerald Coast Utilities Authority to extend the grant period for the Pensacola Beach Reclaimed Water System Expansion Project to October 30, 2025.

5. Public Hearing 1:05 p.m., ET – Consideration of Regulatory Matters

Called to order at 1:12 p.m.

A-1 Applicant: Auburn Water System, Inc.

App. No.: 2B-091-94-11

Use: Public Supply

MOTIONED BY NICK PATRONIS, SECONDED BY GUS ANDREWS, THAT THE GOVERNING BOARD APPROVE APPLICATION NO. 2B-091-94-11, AUBURN WATER SYSTEM, INC., PER THE RECOMMENDATIONS AND CONDITIONS OF THE STAFF REPORTS AND PER THE TERMS AND CONDITIONS OF THE PERMIT DOCUMENTS. NO PUBLIC COMMENT WAS GIVEN. MOTION CARRIED.

6. Consideration of Rule Language for the Minimum Flow for Wakulla Spring and Sally Ward Spring

MOTIONED BY JERRY PATE, SECONDED BY KELLIE RALSTON, THAT THE GOVERNING BOARD APPROVE THE DRAFT RULE LANGUAGE FOR THE MINIMUM FLOW FOR WAKULLA SPRING AND SALLY WARD SPRING. NO PUBLIC COMMENT WAS GIVEN. MOTION CARRIED.

7. Consideration of Amendment No. 1 to the Trammell Conservation Easement in Calhoun County

MOTIONED BY TED EVERETT, SECONDED BY GUS ANDREWS, THAT THE GOVERNING BOARD APPROVE AMENDMENT NO. 1 TO THE TRAMMELL CONSERVATION EASEMENT AND AUTHORIZE THE EXECUTIVE DIRECTOR TO SIGN AMENDMENT NO. 1 SUBJECT TO LEGAL COUNSEL REVIEW. NO PUBLIC COMMENT WAS GIVEN. MOTION CARRIED.

8. Consideration of Interlocal Agreement with Escambia County for Otto Hill Recreation Area Boat Ramp Improvement

MOTIONED BY GUS ANDREWS, SECONDED BY KELLIE RALSTON, THAT THE GOVERNING BOARD AUTHORIZE THE EXECUTIVE DIRECTOR TO EXECUTE AN AGREEMENT WITH ESCAMBIA COUNTY TO IMPROVE THE BOAT RAMP ADJACENT TO THE OTTO HILL RECREATION AREA ON THE PERDIDO RIVER. NO PUBLIC COMMENT WAS GIVEN. MOTION CARRIED.

9. Approval of Resolution No. 883 to the Department of Environmental Protection for the Acquisition of the Bruce Forest, LLC Conservation Easement; Chipola Springs Contribution Area

MOTIONED BY JERRY PATE, SECONDED BY NICK PATRONIS, THAT THE GOVERNING BOARD APPROVE AND ADOPT RESOLUTION NO. 883 TO DEPARTMENT OF ENVIRONMENTAL PROTECTION FOR THE BRUCE FOREST, LLC CONSERVATION EASEMENT ACQUISITION IN THE CHIPOLA SPRINGS GROUNDWATER CONTRIBUTION AREA. NO PUBLIC COMMENT WAS GIVEN. MOTION CARRIED.

10. Consideration of Grant Funding from the U.S. Environmental Protection Agency for Algae Harvesting and Biomass Reuse Agricultural Demonstration Project

MOTIONED BY KELLIE RALSTON, SECONDED BY JERRY PATE, THAT THE GOVERNING BOARD AUTHORIZE THE EXECUTIVE DIRECTOR TO ENTER INTO AGREEMENT WITH THE U.S. ENVIRONMENTAL PROTECTION AGENCY TO RECEIVE GRANT FUNDING UP TO \$959,754 FOR A GULF OF MEXICO DIVISION FARMER TO FARMER GRANT: ALGAE HARVESTING AND BIOMASS REUSE FOR SUSTAINABLE NUTRIENT REDUCTION IN AGRICULTURAL RUNOFF TO THE GULF OF MEXICO, SUBJECT TO BUDGET APPROVAL, AND AUTHORIZE THE EXECUTIVE DIRECTOR TO CONTRACT WITH THE UNIVERSITY OF FLORIDA IN AN AMOUNT NOT TO EXCEED \$247,830 FOR TECHNICAL SERVICES IN SUPPORT OF THIS PROJECT, AND TO ISSUE A REQUEST FOR PROPOSALS FOR A CONTRACTOR TO CONDUCT ALGAE HARVESTING AND ASSOCIATED SERVICES IN ACCORDANCE WITH THE FINAL AGREEMENT WITH THE EPA. NO PUBLIC COMMENT WAS GIVEN. MOTION CARRIED.

11. Consideration of Boundary Line Agreement with the Board of Trustees of the Internal Improvement Trust Fund for Live Oak Point

MOTIONED BY GUS ANDREWS, SECONDED BY NICK PATRONIS, THAT THE GOVERNING BOARD AUTHORIZE THE EXECUTIVE DIRECTOR TO EXECUTE A BOUNDARY LINE AGREEMENT WITH THE BOARD OF TRUSTEES OF THE INTERNAL IMPROVEMENT TRUST FUND FOR DISTRICT LANDS AT LIVE OAK POINT (CHOCTAWHATCHEE BAY, WALTON COUNTY) SUBJECT TO LEGAL COUNSEL REVIEW. NO PUBLIC COMMENT WAS GIVEN. MOTION CARRIED.

12. Consideration of Additional Grant Funding for the Lake Munson Harmful Algal Bloom Innovative Technology Project

MOTIONED BY JERRY PATE, SECONDED BY KELLIE RALSTON, THAT THE GOVERNING BOARD AUTHORIZE THE EXECUTIVE DIRECTOR TO ENTER INTO AGREEMENT WITH THE FLORIDA DEPARTMENT OF ENVIRONMENTAL PROTECTION TO RECEIVE ADDITIONAL GRANT FUNDING UP TO \$273,000 FOR THE LAKE MUNSON HARMFUL ALGAL BLOOM INNOVATIVE TECHNOLOGY PROJECT, SUBJECT TO BUDGET APPROVAL. NO PUBLIC COMMENT WAS GIVEN. MOTION CARRIED.

13. Consideration of Agreement with Gulf County for Lighthouse Utilities Facility Improvements

MOTIONED BY JERRY PATE, SECONDED BY KELLIE RALSTON, THAT THE GOVERNING BOARD AUTHORIZE THE EXECUTIVE DIRECTOR TO ENTER INTO AGREEMENT WITH GULF COUNTY TO PROVIDE UP TO \$300,000 IN GRANT FUNDING TO THE COUNTY FOR IMPROVEMENTS TO THE LIGHTHOUSE UTILITIES POTABLE WATER SYSTEM. NO PUBLIC COMMENT WAS GIVEN. MOTION CARRIED.

14. Reclaimed Water Projects in the Northwest Florida Water Management District

Informational purposes only.

15. Consideration of Amendments No. 4 through No. 7 to the Fiscal Year 2020-2021 Budget

MOTIONED BY NICK PATRONIS, SECONDED BY JERRY PATE, THAT THE GOVERNING BOARD ADOPT RESOLUTION NO. 884 AMENDING THE FISCAL YEAR 2020-2021 BUDGET AND ALLOW STAFF TO REALIGN

REVENUES AND RESERVES TO MAINTAIN THE PROPER BALANCE IN EACH FUND. NO PUBLIC COMMENT WAS GIVEN. MOTION CARRIED.

16. Legislative Update

Informational purposes only.

17. Legal Counsel Report

Breck Brannen provided a status report on the case referenced below.

Carmen Diaz, appellant, v. Northwest Florida Water Management District and Palafox, LLC, appellees,
Case No. 1D21-0470, First District Court of Appeal

Meeting was adjourned at 2:21 p.m.

NORTHWEST FLORIDA WATER MANAGEMENT DISTRICT
Financial Report
Summary Statement of Receipts, Disbursements & Cash Balances
For Month Ending February 28, 2021

Balance Forward - Operating Funds		\$39,679,383.19	
Operating Funds Received in current month:			
Revenue Receipts, Current	\$468,182.49		
Contracts Receivable	961,459.89		
Other Deposits/Refunds/Adjustments	10,439.12		
Transfers from Lands Accounts	16,240.25		
Total Deposits during month		<u>1,456,321.75</u>	
Total Deposits and Balance Forward			\$ 41,135,704.94
Disbursements:			
Employee Salaries	433,367.57		
Employee Benefits	217,130.48		
Employee Flexible Spending Account	0.00		
Contractual Services (Professional)	560,383.99		
Operating Expenses - Services	69,475.79		
Operating Expenses - Commodities	123,178.87		
Operating Capital Outlay	11,488.84		
Grants and Aids	475,949.43		
Total Operating Expenses during month		<u>1,890,974.97</u>	
Payables, Prior Year	0.00		
Other Disbursements or (Credits)	24,469.32		
Total Funds Disbursed by check during month		<u>1,915,444.29</u>	
Bank Debits (Fees, Deposit Slips, etc.)	0.00		
Transfer to Land Acquisition Account	0.00		
Total Funds Disbursed			<u>1,915,444.29</u>
Cash Balance Operating Funds at month end			\$ 39,220,260.65
Operating Depositories:			
Petty Cash Fund	250.25		
Bank of America:			
General Fund Checking	557,729.53		
Payroll Account	6,325.76		
Passthrough (EFT) Account	23,342.28		
Investment Accounts:			
Fla. Board of Administration @ 0.15%			
General Fund	15,291,540.25		
Lands Fee Fund	4,705,476.78		
Ecosystem TF	90,197.65		
Water Prot. & Sust. Program TF	100,181.68		
Okaloosa Regional Reuse	2,507,416.57		
Mitigation Fund	15,937,799.90		
Total Operating Depositories at month end		\$ 39,220,260.65	

NORTHWEST FLORIDA WATER MANAGEMENT DISTRICT
Financial Report
Summary Statement of Receipts, Disbursements & Cash Balances
For Month Ending February 28, 2021

Land Acquisition Funds:

Fla. Board of Administration @ 0.15%	\$ 300,132.49	
Total Land Acquisition Funds		300,132.49

Restricted Management Funds:

Fla. Board of Administration Phipps Land Management Account @ 0.15%	45,156.76	
--	-----------	--

Fla. Board of Administration Cyroess Springs R&M Account @ 0.15%	<u>840,764.82</u>	
---	-------------------	--

Total Restricted Land Management Funds		<u>885,921.58</u>
--	--	-------------------

Total Land Acquisition, and Restricted Management Funds		<u>1,186,054.07</u>
--	--	---------------------

TOTAL OPERATING, LAND ACQUISITION, & RESTRICTED FUNDS AT MONTH END		<u><u>\$ 40,406,314.72</u></u>
---	--	--------------------------------

Approved: _____
Chairman or Executive Director

Date: April 8, 2021

Northwest Florida Water Management District
Statement of Sources and Uses of Funds
For the Period ending February 28, 2021
(Unaudited)

	Current Budget	Actuals Through 2/28/2021	Variance (under)/Over Budget	Actuals As A % of Budget
Sources				
Ad Valorem Property Taxes	\$ 3,587,899	\$ 3,125,659	\$ (462,240)	87%
Intergovernmental Revenues	81,267,073	14,109	(81,252,964)	0%
Interest on Invested Funds	382,820	30,438	(352,382)	8%
License and Permit Fees	437,500	296,228	(141,272)	68%
Other	955,088	478,065	(477,023)	50%
Fund Balance	26,699,885		(26,699,885)	0%
Total Sources	\$ 113,330,265	\$ 3,944,499	\$ (109,385,766)	3%

	Current Budget	Expenditures	Encumbrances¹	Available Budget	%Expended	%Obligated²
Uses						
Water Resources Planning and Monitoring	\$ 7,233,145	\$ 1,229,630	\$ 351,093	\$ 5,652,422	17%	22%
Acquisition, Restoration and Public Works	69,366,443	1,609,044	18,769,401	48,987,998	2%	29%
Operation and Maintenance of Lands and Works	7,037,731	2,337,777	2,345,208	2,354,746	33%	67%
Regulation	3,880,386	1,245,512	139,345	2,495,529	32%	36%
Outreach	136,457	51,920	2,615	81,921	38%	40%
Management and Administration	2,083,595	737,207	61,849	1,284,540	35%	38%
Total Uses	\$ 89,737,757	\$ 7,211,090	\$ 21,669,511	\$ 60,857,156	8%	32%
Reserves	23,592,508			23,592,508	0%	0%
Total Uses and Reserves	\$ 113,330,265	\$ 7,211,090	\$ 21,669,511	\$ 84,449,664	6%	25%

¹ Encumbrances represent unexpended balances of open purchase orders.

² Represents the sum of expenditures and encumbrances as a percentage of the available budget.

This unaudited financial statement is prepared as of February 28, 2021, and covers the interim period since the most recent audited financial statements.

NORTHWEST FLORIDA WATER MANAGEMENT DISTRICT

SCHEDULE OF DISBURSEMENTS

GENERAL FUND

FEBRUARY 2021

CHECKS	02/04/2021	\$	158,027.19
AP EFT CHECKS	02/05/2021		389,168.54
CHECKS	02/11/2021		367,646.31
AP CHECKS	02/12/2021		307,102.08
DIRECT DISBURSEMENT	02/12/2021		390.00
CHEKCS	02/18/2021		8,854.34
AP EFT CHECKS	02/19/2021		48,394.09
DIRECT DISBURSEMENT	02/19/2021		11,596.65
CHECKS	02/26/2021		74,413.70
AP EFT CHECKS	02/26/2021		32,265.14
RETIREMENT EFT	02/26/2021		66,921.42
		\$	<u><u>1,464,779.46</u></u>

APPROVED:

Chairman or Executive Director

April 8, 2021
Date

**NORTHWEST FLORIDA WATER MANAGEMENT DISTRICT AP
COMPUTER PAID/EFT CHECKS**

VENDOR	NAME	CHECK DATE	INVOICE NET	INVOICE DESCRIPTION
95	AT&T	02/04/2021	299.94	PHONE SERVICE - EFO
2992	BANK OF AMERICA	02/04/2021	380.07	ONLINE ACCESS TO BANK ACCOUNT
2992	BANK OF AMERICA	02/04/2021	1,040.88	ACCOUNT ANALYSIS
1616	BLUE CROSS/BLUE SHIELD OF FLORIDA	02/04/2021	56,240.37	MEDICAL INSURANCE
5687	COLLINS LAND SERVICES, INC.	02/04/2021	48,600.00	HURRICANE MICHAEL REPAIR
3747	FLORIDA STATE UNIVERSITY	02/04/2021	42,580.00	FNAI 2020 FALL MONITORING
26	FL. SECRETARY OF STATE DIV OF ADMIN SERV	02/04/2021	41.72	GOVERNING BOARD FAR ADS FY 20-
5410	GUARDIAN AUTOMOTIVE	02/04/2021	404.49	OPEN PURCHASE ORDER FOR RMD.
3266	LOWE'S COMPANIES INC.	02/04/2021	21.84	CLR CALCIUM REMOVER FOR HQ BAT
4873	MAIN STREET AUTOMOTIVE, INC.	02/04/2021	63.84	RUNNING PO FOR REG VEHICLES IN
1205	OFFICE DEPOT, INC.	02/04/2021	17.88	GENERAL OFFICE SUPPLIES
5610	OKALOOSA-WALTON SECURITY & SURVEILLANCE	02/04/2021	75.00	DFS SECURITY
4832	SUN LIFE FINANCIAL	02/04/2021	93.80	PREPAID DENTAL ACCT 5
4832	SUN LIFE FINANCIAL	02/04/2021	5,224.75	PPO DENTAL ACCT 4
4834	SUN LIFE FINANCIAL	02/04/2021	959.28	AD&D ACCT 1
4834	SUN LIFE FINANCIAL	02/04/2021	80.75	EAP ACCT 7
4833	SUN LIFE FINANCIAL	02/04/2021	1,000.61	VOL LTD ACCT 3
5250	SUN LIFE FINANCIAL - VISION	02/04/2021	586.97	VISION ACCT 6
5675	TONY KELLY HEATING & A/C	02/04/2021	115.00	RUNNING PO FOR AC REPAIR
4626	WASTE PRO OF FLORIDA, INC	02/04/2021	200.00	DUMPSTER FOR ECONFINA OFFICE A

TOTAL CHECKS

158,027.19

3293	ANGUS G. ANDREWS, JR.	02/05/2021	8,125.00	ENCUMBER LEASE AGREEMENT - CON
5089	ATKINS NORTH AMERICA, INC.	02/05/2021	15,368.47	RISK MAP PROGRAM SUPPORT
1617	CAPITAL HEALTH PLAN	02/05/2021	77,830.62	MEDICAL INSURANCE
4944	BRETT CYPHERS	02/05/2021	87.22	TRAVEL REIMBURSEMENT
5235	JACKSON COUNTY BOARD OF COUNTY COMMISSIONERS	02/05/2021	236,100.00	ENCUMBER CONTRACT #18-025
5641	MUNROE FOREST & WILDLIFE MANAGEMENT, INC	02/05/2021	10,344.80	PRESCRIBED BURN - ENCUMBER TO
5641	MUNROE FOREST & WILDLIFE MANAGEMENT, INC	02/05/2021	19,260.00	PRESCRIBED BURN - ENCUMBER TO
5641	MUNROE FOREST & WILDLIFE MANAGEMENT, INC	02/05/2021	11,088.00	PRESCRIBED BURN - ENCUMBER TO
5656	JASON STORRS	02/05/2021	110.00	TRAVEL REIMBURSEMENT
3790	WILDLANDS SERVICE, INC.	02/05/2021	7,004.43	ENCUMBER T.O #6 FOR CONTRACT 1

**NORTHWEST FLORIDA WATER MANAGEMENT DISTRICT AP
COMPUTER PAID/EFT CHECKS**

5060	EXTREME LOGISTICS GULF COAST, LLC	02/05/2021	300.00	3 REGULAR PORTABLE UNITS & HAN
5060	EXTREME LOGISTICS GULF COAST, LLC	02/05/2021	115.00	RENTAL & SERVICE OF PORTABLE T
5060	EXTREME LOGISTICS GULF COAST, LLC	02/05/2021	200.00	RENTAL & SERVICE OF PORTABLE T
5060	EXTREME LOGISTICS GULF COAST, LLC	02/05/2021	115.00	RENTAL & SERVICE OF PORTABLE T
5060	EXTREME LOGISTICS GULF COAST, LLC	02/05/2021	200.00	RENTAL & SERVICE OF PORTABLE T
5060	EXTREME LOGISTICS GULF COAST, LLC	02/05/2021	230.00	RENTAL & SERVICE OF PORTABLE T
5060	EXTREME LOGISTICS GULF COAST, LLC	02/05/2021	230.00	RENTAL & SERVICE OF PORTABLE T
5060	EXTREME LOGISTICS GULF COAST, LLC	02/05/2021	115.00	RENTAL & SERVICE OF PORTABLE T
5060	EXTREME LOGISTICS GULF COAST, LLC	02/05/2021	200.00	RENTAL & SERVICE OF PORTABLE T
5060	EXTREME LOGISTICS GULF COAST, LLC	02/05/2021	370.00	RENTAL & SERVICE OF PORTABLE T
5060	EXTREME LOGISTICS GULF COAST, LLC	02/05/2021	115.00	RENTAL & SERVICE OF PORTABLE T
5060	EXTREME LOGISTICS GULF COAST, LLC	02/05/2021	200.00	RENTAL & SERVICE OF PORTABLE T
5060	EXTREME LOGISTICS GULF COAST, LLC	02/05/2021	115.00	RENTAL & SERVICE OF PORTABLE T
5060	EXTREME LOGISTICS GULF COAST, LLC	02/05/2021	200.00	RENTAL & SERVICE OF PORTABLE T
5060	EXTREME LOGISTICS GULF COAST, LLC	02/05/2021	230.00	RENTAL & SERVICE OF PORTABLE T
5060	EXTREME LOGISTICS GULF COAST, LLC	02/05/2021	115.00	RENTAL & SERVICE OF PORTABLE T
5060	EXTREME LOGISTICS GULF COAST, LLC	02/05/2021	200.00	RENTAL & SERVICE OF PORTABLE T
5060	EXTREME LOGISTICS GULF COAST, LLC	02/05/2021	370.00	RENTAL & SERVICE OF PORTABLE T
5060	EXTREME LOGISTICS GULF COAST, LLC	02/05/2021	230.00	RENTAL & SERVICE OF PORTABLE T

TOTAL ACH TRANSFER

389,168.54

TOTAL AP

547,195.73

**NORTHWEST FLORIDA WATER MANAGEMENT DISTRICT AP
COMPUTER PAID/EFT CHECKS**

VENDOR	NAME	CHECK DATE	INVOICE NET	INVOICE DESCRIPTION
1616	BLUE CROSS/BLUE SHIELD OF FLORIDA	02/11/2021	658.94	MEDICARE INSURANCE
3538	CITY OF APALACHICOLA	02/11/2021	148,044.03	CONSTRUCTION OF STORMWATER RET
5131	CITY OF DEFUNIAK SPRINGS	02/11/2021	190.32	WATER/SEWER DEFUNIAK SPRINGS
3904	DADE PAPER & BAG COMPANY	02/11/2021	503.97	SAFETY SUPPLIES
2241	DEPT. OF THE INTERIOR - USGS	02/11/2021	3,344.00	MONITOR FLORIDAN AQUIFER LEVEL
4748	EAST MILTON WATER SYSTEM	02/11/2021	10.76	WATER - MILTON OFFICE
2701	FLORIDA MUNICIPAL INSURANCE TRUST	02/11/2021	1,510.00	FINAL AUDIT FY 19-20
26	FL. SECRETARY OF STATE DIV OF ADMIN SERV	02/11/2021	22.26	RULEMAKING NOTICES
26	FL. SECRETARY OF STATE DIV OF ADMIN SERV	02/11/2021	24.64	FAR AD - FOR PUBLIC HEARING -2
5373	GILMORE SERVICES	02/11/2021	34.50	DOCUMENT DESTRUCTION DEC 2020
916	GULF POWER COMPANY	02/11/2021	371.41	ELECTRIC - MILTON FIELD OFFICE
3193	INSURANCE INFORMATION EXCHANGE	02/11/2021	50.80	BACKGROUND SCREENING
4043	KELLER AMERICA, INC.	02/11/2021	96.58	REPLACEMENT BATTERIES FOR KELL
4822	KING AIR SYSTEMS	02/11/2021	244.75	AC BREAKER REPLACEMENT
698	KONICA MINOLTA BUSINESS SOLUTIONS USA	02/11/2021	227.13	KONICA MINOLTA COPIER LEASE RE
698	KONICA MINOLTA BUSINESS SOLUTIONS USA	02/11/2021	294.37	KONICA MINOLTA COPIER LEASE RE
698	KONICA MINOLTA BUSINESS SOLUTIONS USA	02/11/2021	192.73	KONICA MINOLTA COPIER LEASE RE
698	KONICA MINOLTA BUSINESS SOLUTIONS USA	02/11/2021	102.52	KONICA MINOLTA COPIER LEASE RE
698	KONICA MINOLTA BUSINESS SOLUTIONS USA	02/11/2021	192.52	KONICA MINOLTA COPIER LEASE RE
698	KONICA MINOLTA BUSINESS SOLUTIONS USA	02/11/2021	207.96	KONICA MINOLTA COPIER LEASE RE
698	KONICA MINOLTA BUSINESS SOLUTIONS USA	02/11/2021	112.01	KONICA MINOLTA COPIER LEASE RE
5434	PRESIDIO NETWORKED SOLUTIONS LLC	02/11/2021	13,580.74	VMWARE RENEWAL
5769	PRT USA, INC.	02/11/2021	101,624.63	AGREEMENT FOR 2021-2023 LONGLE
4130	TRICOR DIRECT	02/11/2021	89.95	RESTROOM SIGNS AND SAFETY GLAS
110	TALQUIN ELECTRIC COOPERATIVE, INC.	02/11/2021	265.60	WATER/SEWER - HQ
110	TALQUIN ELECTRIC COOPERATIVE, INC.	02/11/2021	89.20	SECURITY LIGHTS - HQ
110	TALQUIN ELECTRIC COOPERATIVE, INC.	02/11/2021	3,103.15	ELECTRIC - HQ
5737	TELECHECK SERVICES, INC.	02/11/2021	68.20	EPERMITTING FEES - TELECHECK
3941	TYLER TECHNOLOGIES, INC.	02/11/2021	96.42	TAX FORMS FOR 2020
3941	TYLER TECHNOLOGIES, INC.	02/11/2021	430.27	TAX FORMS FOR 2020
5218	WAGEWORKS, INC.	02/11/2021	56.55	COBRA ADMINISTRATION
4618	WAKULLA COUNTY BOCC	02/11/2021	71,560.00	CONTRACT #20-040
4618	WAKULLA COUNTY BOCC	02/11/2021	20,245.40	MAGNOLIA GARDEN SEWER SYSTEM E

**NORTHWEST FLORIDA WATER MANAGEMENT DISTRICT AP
COMPUTER PAID/EFT CHECKS**

TOTAL CHECKS

367,646.31

5340	APPLIED TECHNOLOGY AND MANAGEMENT, INC.	02/12/2021	22,359.47	AS NEEDED HYDROLOGICAL AND ECO
3638	B & B DUGGER, INC	02/12/2021	17,774.92	ENCUMBER T.O. # 4 FOR CONTRACT
5729	CHIPOLA FORESTRY SERVICES LLC	02/12/2021	142,625.00	HURRICANE DEBRIS SERVICES
45	DMS	02/12/2021	304.00	OFFSITE DATA STORAGE
4855	ENVIRON SERVICES INCORPORATED	02/12/2021	2,583.34	JANITORIAL SERVICES, HEADQUART
2702	FISH AND WILDLIFE	02/12/2021	1,370.59	LAW ENFORCEMENT-CONTRACT NO. 1
5701	GRICE & SON PORT A POTTI, LLC	02/12/2021	380.00	PORTABLE TOILETS
3942	A & W VENTURES, L.C.	02/12/2021	156.34	PORTABLE TOILET FOR PHIPPS PAR
3942	A & W VENTURES, L.C.	02/12/2021	154.84	PORTABLE TOILETS FOR HQ
61	JACKSON COUNTY FLORIDAN	02/12/2021	58.75	PUBLISH 2021 GBM SCHEDULE JACK
5368	KOUNTRY RENTAL NWF, INC.	02/12/2021	400.00	5 PORTABLE TOILETS FOR EFO STA
5368	KOUNTRY RENTAL NWF, INC.	02/12/2021	207.50	CLEANING OF ECONFINA OFFICE AN
5368	KOUNTRY RENTAL NWF, INC.	02/12/2021	8,035.00	PORTABLE & COMPOST TOILET SERV
5653	L & R CONTRACTING, LLC	02/12/2021	1,050.00	ENCUMBER CONTRACT #19-032
5728	MERIT FIRST LLC	02/12/2021	64,751.40	HURRICANE SERVICE DEBRIS
5641	MUNROE FOREST & WILDLIFE MANAGEMENT, INC	02/12/2021	30,129.00	PRESCRIBED BURN - ENCUMBER TO
64	PANAMA CITY NEWS HERALD	02/12/2021	110.84	WATER USE PERMIT LEGAL AD
3813	PENNINGTON, P.A.	02/12/2021	9,080.00	LEGAL COUNSEL
5500	RYAN REGA	02/12/2021	90.00	TRAVEL REIMBURSEMENT
5614	ZACHARY J. SELLERS	02/12/2021	826.87	DEFUNIAK OFFICE JANITORIAL
5651	SGS TECHNOLOGIE, LLC	02/12/2021	373.33	HOSTINA AND MAINTAINING DISTRI
3104	SOUTHERN WATER SERVICES, LLC	02/12/2021	90.00	BACKFLOW TEST FOR DFO
4799	STAPLES CONTRACT & COMMERCIAL, INC.	02/12/2021	245.50	STAPLES-HAND SANITIZER AND DIS
4799	STAPLES CONTRACT & COMMERCIAL, INC.	02/12/2021	294.60	STAPLES-HAND SANITIZER DISPENS
4799	STAPLES CONTRACT & COMMERCIAL, INC.	02/12/2021	38.69	OFFICE SUPPLIES, 2021 CALENDAR
4799	STAPLES CONTRACT & COMMERCIAL, INC.	02/12/2021	10.20	OFFICE SUPPLIES, 2021 CALENDAR
4955	TERRY'S HOME & LAWN MAINTENANCE, INC.	02/12/2021	200.00	JANITORIAL SERVICES FOR MILTON
4955	TERRY'S HOME & LAWN MAINTENANCE, INC.	02/12/2021	3,401.90	RECREATION SITE CLEANUP-CONTRA

**NORTHWEST FLORIDA WATER MANAGEMENT DISTRICT AP
COMPUTER PAID/EFT CHECKS**

TOTAL ACH TRANSFER		<u>307,102.08</u>	
---------------------------	--	--------------------------	--

5707	REFUND PAYEEZY	02/12/2021	70.00	CALLIE ACKERMAN P291599-2 OVER
5707	REFUND PAYEEZY	02/12/2021	320.00	JOSH RODGERS WITHDRAWAL REFUND

TOTAL DIRECT DISBURSEMENTS		<u>390.00</u>	
-----------------------------------	--	----------------------	--

TOTAL AP		<u><u>675,138.39</u></u>	
-----------------	--	---------------------------------	--

**NORTHWEST FLORIDA WATER MANAGEMENT DISTRICT AP
COMPUTER PAID/EFT CHECKS**

VENDOR	NAME	CHECK DATE	INVOICE NET	INVOICE DESCRIPTION
4180	BANK OF AMERICA	02/18/2021	651.91	TRANSACTION FEES FOR E-PERMIT
3158	BELL,GRIFFITH & ASSOCIATES, INC.	02/18/2021	3,000.00	APPRAISAL OF ANDERSON TRACT
4676	CITY OF MILTON FLORIDA	02/18/2021	72.23	DUMPSTER SERVICE
4676	CITY OF MILTON FLORIDA	02/18/2021	20.70	SEWER MILTON OFFICE
3289	CITY OF TALLAHASSEE	02/18/2021	41.13	ELECTRIC DATA COLLECTION-LAKES
5749	DUMPSTER SERVICES LLC	02/18/2021	360.00	FILL DIRT
5749	DUMPSTER SERVICES LLC	02/18/2021	720.00	FILL DIRT
4888	ESPOSITO GARDEN CENTER	02/18/2021	357.71	STANDARD SERVICE FOR FERRIS LA
2713	FL DEPT OF AG. & CONSUMER SERVICES	02/18/2021	432.00	PRESCRIBED BURN ASSISTANCE
1717	JACKSON COUNTY PROPERTY APPRAISER	02/18/2021	604.72	2ND QTR FY 20-21
2299	LIBERTY COUNTY SOLID WASTE	02/18/2021	33.92	SOLID WASTE DUMPSTER-FL RIVER
3266	LOWE'S COMPANIES INC.	02/18/2021	37.99	MAILBOX FOR DFO
3266	LOWE'S COMPANIES INC.	02/18/2021	53.12	D BATTERIES
3266	LOWE'S COMPANIES INC.	02/18/2021	517.47	OFFICE & FIELD SUPPLIES
3198	MILTON AUTO PARTS, INC.	02/18/2021	185.50	GREASE AND DEF FOR EQUIPMENT A
3370	PAUL'S MARINE SERVICE INC.	02/18/2021	122.66	SCANDY WHITE BOAT OUTBOARD REP
62	PENSACOLA NEWS-JOURNAL	02/18/2021	128.82	WATER USE PERMIT LEGAL AD
523	SANTA ROSA PRESS GAZETTE	02/18/2021	54.71	PUBLISH 2021 GBM SCHEDULE SANT
3213	SHI INTERNATIONAL CORP	02/18/2021	1,114.75	GFI MAIL ARCHIVER RENEWAL
5437	SRM CONCRETE	02/18/2021	345.00	CONCRETE FOR TOILET STANDS
TOTAL CHECKS			<u>8,854.34</u>	
2702	FISH AND WILDLIFE	02/19/2021	3,495.89	LAW ENFORCEMENT-CONTRACT NO. 1
4961	PETER FOLLAND	02/19/2021	110.00	TRAVEL REIMBURSEMENT
3337	FORESTECH CONSULTING	02/19/2021	400.00	SUPPORT, TRAINING AND HOSTING
2268	INNOVATIVE OFFICE SOLUTIONS, INC	02/19/2021	837.00	EMCUMBRANCE PO FOR PHONE SYSTE
3603	JIM STIDHAM & ASSOCIATES, INC.	02/19/2021	2,896.00	AS NEEDED HYDROLOGICAL SERVICE
3603	JIM STIDHAM & ASSOCIATES, INC.	02/19/2021	4,220.00	AS NEEDED HYDROLOGICAL SERVICE
3603	JIM STIDHAM & ASSOCIATES, INC.	02/19/2021	7,048.00	AS NEEDED HYDROLOGICAL SERVICE
5146	MICHAEL CORRIE MANNION	02/19/2021	4,004.00	STAFF AUGMENTATION FOR CUSTOM
5641	MUNROE FOREST & WILDLIFE MANAGEMENT, INC	02/19/2021	12,390.60	PRESCRIBED BURN - ENCUMBER TO
2631	WASHINGTON COUNTY SHERIFF'S OFFICE	02/19/2021	12,992.60	LAW ENFORCEMENT AND SECURITY

**NORTHWEST FLORIDA WATER MANAGEMENT DISTRICT AP
COMPUTER PAID/EFT CHECKS**

TOTAL ACH TRANSFER			<u>48,394.09</u>	
2967	BANK OF AMERICA	02/19/2021	320.00	KVM SWITCHES FOR DUAL OFFICE S
2967	BANK OF AMERICA	02/19/2021	1,158.00	HAND SANITIZER DISPENSER CARTR
2967	BANK OF AMERICA	02/19/2021	1,403.58	WEBCAM/SPEAKER ORDER FROM AMAZ
2967	BANK OF AMERICA	02/19/2021	2,449.85	AMAZON ORDER - (5) WEBCAMS & (
2967	BANK OF AMERICA	02/19/2021	165.00	LEGAL AD - JOA 21-01
2967	BANK OF AMERICA	02/19/2021	505.97	OFFICE SUPPLIES
2967	BANK OF AMERICA	02/19/2021	1,410.99	REPAIRS TO WMD-96216
2967	BANK OF AMERICA	02/19/2021	1,999.00	(10) ZOOM SOFTWARE LICENSES
2967	BANK OF AMERICA	02/19/2021	261.88	TYPE-C DELL DOCK AND CABLES FR
2967	BANK OF AMERICA	02/19/2021	1,872.38	P-CARD CHARGES
2967	BANK OF AMERICA	02/19/2021	50.00	REG SUNPASS
TOTAL DIRECT DISBURSEMENTS			<u>11,596.65</u>	
TOTAL AP			<u><u>68,845.08</u></u>	

**NORTHWEST FLORIDA WATER MANAGEMENT DISTRICT AP
COMPUTER PAID/EFT CHECKS**

VENDOR	NAME	CHECK DATE	INVOICE NET	INVOICE DESCRIPTION
2992	BANK OF AMERICA	02/25/2021	440.07	ONLINE ACCESS TO BANK ACCOUNT
2992	BANK OF AMERICA	02/25/2021	1,011.30	ACCOUNT ANALYSIS
4778	BENSON'S HEATING AND AIR CONDITIONING, INC.	02/25/2021	580.34	LIEBERT VALVE REPAIR
4686	MCCASKILL - QUIGLEY FORD, INC	02/25/2021	1,872.39	TRUCK REPAIR
3904	DADE PAPER & BAG COMPANY	02/25/2021	78.96	SAFETY AND GROUNDS SUPPLIES
3904	DADE PAPER & BAG COMPANY	02/25/2021	80.00	SAFETY AND GROUNDS SUPPLIES
3904	DADE PAPER & BAG COMPANY	02/25/2021	85.81	SAFETY AND GROUNDS SUPPLIES
2241	DEPT. OF THE INTERIOR - USGS	02/25/2021	25,675.00	JOINT FUNDING AGREEMENT JFA002
3424	DURRA-QUICK-PRINT INC.	02/25/2021	40.00	BUSINESS CARDS-REG
5766	GLENN SALYER PLUMBING	02/25/2021	425.00	SEPTIC TANK PUMP
2291	GULF COAST ELECTRIC COOPERATIVE, INC	02/25/2021	354.30	ELECTRIC SERVICE - EFO
410	GULF COUNTY TAX COLLECTOR	02/25/2021	2.85	PARCEL REFUND
5474	HATCHER PUBLISHING INC	02/25/2021	31.90	WATER USE PERMIT LEGAL AD
5771	KIMLEY-HORN	02/25/2021	750.00	REFUND WUP PERMIT 2E-091-28869
698	KONICA MINOLTA BUSINESS SOLUTIONS USA	02/25/2021	164.23	KONICA MINOLTA COPIER LEASE RE
3266	LOWE'S COMPANIES INC.	02/25/2021	312.55	OFFICE & FIELD SUPPLIES
3266	LOWE'S COMPANIES INC.	02/25/2021	238.81	SUPPLIES FOR LANDS TRUCK
3062	MILLS WELL DRILLING	02/25/2021	375.00	RECOVER FIELD EQUIPMENT FROM W
5767	OASIS POWER WASH INC	02/25/2021	2,490.00	PITT SPRING RECREATION AREA SO
1205	OFFICE DEPOT, INC.	02/25/2021	50.78	REG HQ OFFICE SUPPLIES
5770	ROBOTICS FABRICATION INC	02/25/2021	10,000.00	RETURN PERFORMANCE BOND
5223	SOUTHERN HABITATS, LLC	02/25/2021	27,797.00	WIREGRASS TUBELINGS
5223	SOUTHERN HABITATS, LLC	02/25/2021	500.00	DELIVERY FEE (80,000 PLANTS)
5200	SIGN GUYS OF TALLAHASSEE, INC	02/25/2021	950.00	NWFWMD LOGO DECALS FOR FLEET V
5737	TELECHECK SERVICES, INC.	02/25/2021	50.00	FEES FOR ONLINE PAYMENTS
4038	WINDSTREAM COMMUNICATIONS	02/25/2021	57.41	800 NUMEBRS & EFO LONG DISTANCE
TOTAL CHECKS			<u>74,413.70</u>	
4845	CALHOUN COUNTY SHERIFF'S OFFICE	02/26/2021	1,021.52	LAW ENFORCEMENT - CONTRACT NO
5708	DIMENSIONAL INNOVATIONS, INC.	02/26/2021	10,438.84	SIGN FABICATION SERVICES
45	DMS	02/26/2021	633.28	DEFUNIAK LOCAL
45	DMS	02/26/2021	1,963.82	DEFUNIAK ETHERNET & LONG DISTANCE

**NORTHWEST FLORIDA WATER MANAGEMENT DISTRICT AP
COMPUTER PAID/EFT CHECKS**

45	DMS	02/26/2021	16.59	CONFERENCE CALLS
45	DMS	02/26/2021	1,345.11	HQ LOCAL
45	DMS	02/26/2021	23.55	HQ LONG DISTANCE
45	DMS	02/26/2021	74.04	MILTON LOCAL
45	DMS	02/26/2021	7.42	MILTON LONG DISTANCE
45	DMS	02/26/2021	81.41	AIR CARDS & HOTSPOTS
45	DMS	02/26/2021	6,909.67	HQ ETHERNET
45	DMS	02/26/2021	0.13	LAN PORTS & INTRANET/INTERNET
45	DMS	02/26/2021	19.67	LAN PORTS & INTRANET/INTERNET
4807	WEX BANK	02/26/2021	6,848.72	FUEL/REPAIRS
4807	WEX BANK	02/26/2021	1,075.00	WEX TELEMATICS FLEET MANAGEMEN
4807	WEX BANK	02/26/2021	25.00	FLEET MANAGEMENT SYSTEM - LAND
4807	WEX BANK	02/26/2021	50.00	WEX TELEMATICS FLEET MANAGEMEN
4961	PETER FOLLAND	02/26/2021	126.00	TRAVEL REIMBURSEMENT
5705	CODY JHONSON	02/26/2021	126.00	TRAVEL REIMBURSEMENT
5227	MAC'S AUTO SERVICE	02/26/2021	536.00	REPAIR TO WMD 2428
63	NORTHWEST FLORIDA DAILY NEWS	02/26/2021	133.56	WATER USE PERMIT LEGAL AD
4799	STAPLES CONTRACT & COMMERCIAL, INC.	02/26/2021	18.84	OFFICE SUPPLIES
4799	STAPLES CONTRACT & COMMERCIAL, INC.	02/26/2021	30.97	OFFICE SUPPLIES - BOXES
3790	WILDLANDS SERVICE, INC.	02/26/2021	760.00	PHIPPS PARK FIRELINE INSTALLAT

TOTAL ACH TRANSFER

32,265.14

TOTAL AP

106,678.84

NORTHWEST FLORIDA WATER MANAGEMENT DISTRICT

SCHEDULE OF DISBURSEMENTS

PAYROLL

FEBRUARY 2021

DIRECT DEPOSIT	02/12/2021	\$	224,785.17
CHECKS	02/12/2021		1,845.29
FLEX SPENDING EFT	02/12/2021		1,669.16
DIRECT DEPOSIT	02/26/2021		215,356.77
CHECKS	02/26/2021		5,339.28
FLEX SPENDING EFT	02/26/2021		1,669.16

\$ 450,664.83

APPROVED:

Chairman or Executive Director

April 8, 2021

Date

NORTHWEST FLORIDA WATER MANAGEMENT DISTRICT

MEMORANDUM

TO: Governing Board

THROUGH: Brett J. Cyphers, Executive Director
Lyle Seigler, Chief of Staff

FROM: Wendy Dugan, Division of Administration Director

DATE: March 24, 2021

SUBJECT: Consideration of Resolution No. 886 Committing Fund Balances
for the Fiscal Year Ending September 30, 2020, as Required By GASB
Statement No. 54

Recommendation

Staff recommends the Governing Board adopt Resolution No. 886 to commit fund balances for Fiscal Year 2019-2020 as follows:

- Commit \$4,472,098 from the General Fund balance for an Economic Stabilization Fund.
- Commit \$500,000 from the General Fund balance for the Bay County North Bay Reuse Grant.
- Commit \$400,000 from the General Fund balance for the Gulf County Water Supply Project.
- Commit \$371,650 from the General Fund balance for Water Supply Development Assistance Grants.
- Commit \$61,425 from the General Fund balance for the Apalachicola Bay Grant.

Background

The Governmental Accounting Standards Board (GASB) Statement No. 54 (GASB 54), *Fund Balance Reporting and Governmental Fund Type Definitions* establishes classifications to which government entities report their fund balances.

Under GASB 54, the Board is required to designate *committed* fund balances prior to September 30 each year. Since the District's fiscal year ends on this date, and outstanding revenues and expenditures have not yet been recorded, the Board adopted Resolution No. 874 on August 27, 2020, that specified estimated fund balance amounts as *committed*. As the District's financial statements ending September 30, 2020, are being finalized, actual cash balances have been determined. Therefore, Resolution No. 886 is the update to Resolution No. 874 and specifies actual cash balance amounts as *committed*. The Economic Stabilization Fund amount of \$4,472,098 in the FY 2020-21 Adopted Budget has been added and replaces the general statement that referenced District policy. The Weems Road Pass Grant amount of \$100,000 has been removed, due to project completion in FY 2019-20.

Fund balances are reported under a hierarchy of five classifications:

- *Non-spendable* – Represents assets that are nonliquid (such as inventory) or amounts legally or contractually required to be maintained intact (such as the principal amount of an endowment).
- *Restricted* – When constraints are placed on the use of resources for a specific purpose by enabling legislation (legally enforceable), external parties, or constitutional provisions.
- *Committed* – When constraints are created by the Governing Board on how it will spend its resources documented via a resolution by the Board. The restraints remain binding until rescinded or changed by the same method the constraints were created.
- *Assigned* – Designation of amounts by either the Governing Board or staff (if authorized) to be used for a specific purpose narrower than the purpose of the fund. Only used for General Fund reserves.
- *Unassigned* – The excess of total ending fund balances not otherwise restricted, committed, or assigned. Only the General Fund has an unassigned category since money remaining in any other fund is automatically designated or assigned to the purpose of the fund.

The District accounts for all financial resources through a General Fund, the District's primary operating fund, four Special Revenue Funds, and a Capital Projects Fund used to account for revenue sources that are limited to expenditures for specific purposes. Special Revenue Funds are used to account for and report the proceeds of specific revenue sources that are *restricted* or *committed* to expenditures for specific purposes other than debt service or capital projects. If the balance of a Special Revenue Fund is not formally restricted or committed by fiscal year end, then it must be reported as part of the General

Fund for year-end audited financial statement purposes. A Capital Projects Fund is used to account for and report financial resources that are *restricted*, *committed*, or *assigned* to expenditures for capital outlays, including the acquisition or construction of capital facilities and other capital assets.

Special Revenue Funds include these four funds:

- Regulation Fund - Provides for all regulatory permitting, licensing, and enforcement activities including the Environmental Resource Permitting Program, pursuant to Sections 373.413 and 373.4131, Florida Statutes. (Fund balance is *restricted*.)
- Special Projects Fund –
 - Accounts for all resource management projects and activities funded through revenue sources from grants and contracts with federal, state, or local government entities, as well as from an annual general operations state appropriation. Revenues have mainly been provided from Florida Department of Environmental Protection (DEP); Federal Emergency Management Agency (FEMA); U.S. Environmental Protection Agency (EPA); and state appropriations from the Land Acquisition Trust Fund (LATF), Ecosystem Management and Restoration Trust Fund, and Water Management Land Trust Fund (WMLTF). If there was an ending balance from these sources, the amounts would revert to the General Fund.
 - Accounts for revenue and expenditure of state funds annually appropriated for the District's Minimum Flows and Minimum Water Levels (MFLs) program for the purposes of Sections 373.041 and 373.042, Florida Statutes. (Fund balance is *restricted*.)
- Lands Management Fund - Accounts for activities associated with the management, improvement, maintenance, and restoration of District-owned lands. Revenues have been provided through timber sales, FEMA, and annual state appropriations for land management purposes. (Fund balance is *restricted*.)
- Mitigation Fund - Accounts for all District mitigation projects and activities funded primarily through the Florida Department of Transportation for the purposes of Section 373.4137, Florida Statutes. Expenditures include land acquisitions, restorations, monitoring, and other water resource related activities. (Fund balance is *restricted*.)

Capital Projects Funds include this fund:

- Capital Improvement & Land Acquisition Fund - Accounts for the acquisition of fixed assets and construction of major capital projects. The District uses the Capital Improvement & Land Acquisition Fund for all land acquisitions and capital construction and improvements. Funds have been provided mainly from Preservation 2000, Save our Rivers, and Florida Forever revenue sources. (Fund balance is *restricted*.)



Brett J. Cyphers
Executive Director

Northwest Florida Water Management District

81 Water Management Drive, Havana, Florida 32333-4712
(U.S. Highway 90, 10 miles west of Tallahassee)

Phone: (850) 539-5999 • Fax: (850) 539-2777

RESOLUTION NO. 886 COMMITTING FUND BALANCE RESERVES FOR FISCAL YEAR 2019-2020 AS REQUIRED BY GASB Statement No. 54

WHEREAS, the 2019-2020 fiscal year of the Northwest Florida Water Management District extends from October 1, 2019, through September 30, 2020; and

WHEREAS, the Governmental Accounting Standards Board (GASB) has adopted Statement No. 54 (GASB 54), a standard for governmental fund balance reporting and governmental fund type definitions that became effective in governmental fiscal years starting after June 15, 2010; and

WHEREAS, the Northwest Florida Water Management District implemented GASB 54 requirements, to apply to its financial statements beginning with the October 1, 2010, through September 30, 2011 fiscal year and prior to the end of each fiscal year thereafter; and

WHEREAS, the Northwest Florida Water Management District implemented a fund balance policy beginning in Fiscal Year 2010-2011, amended in Fiscal Year 2011-2012, which follows:

Fund balance measures the net financial resources available to finance expenditures of future periods.

The District's General Fund Balance will be Committed and Assigned to provide the District with sufficient working capital and a margin of safety to address unanticipated needs and emergencies without borrowing. The General Fund Balance may only be appropriated, by the Governing Board, by Resolution adopting a budget, or amendments to the Adopted Budget.

Fund Balances of the District may be committed for a specific source by Resolution of the Governing Board. Amendments or modifications of the committed fund balance must also be approved by the Governing Board by rescinding the Resolution or adopting a new Resolution.

When it is appropriate for fund balances to be assigned, the Board will assign funds or delegate authority to the Executive Director.

In circumstances where an expenditure is to be made for a purpose for which amounts are available in multiple fund balance classifications, the order in which resources will be expended is as follows: restricted fund balance, followed by committed fund balance, assigned fund balance, and lastly, unassigned fund balance.

GEORGE ROBERTS
Chair
Panama City

JERRY PATE
Vice Chair
Pensacola

GUS ANDREWS
DeFuniak Springs

TED EVERETT
Chipley

NICK PATRONIS
Panama City Beach

KELLIE RALSTON
Tallahassee

NOW THEREFORE BE IT RESOLVED, by the Governing Board of the Northwest Florida Water Management District that fund balances will be committed for Fiscal Year 2019-2020 as follows:

Commit \$4,472,098 from the General Fund balance for an Economic Stabilization Fund.

Commit \$500,000 from the General Fund balance for the Bay County North Bay Reuse Grant.

Commit \$400,000 from the General Fund balance for the Gulf County Water Supply Project.

Commit \$371,650 from the General Fund balance for Water Supply Development Assistance Grants.

Commit \$61,425 from the General Fund balance for the Apalachicola Bay Grant.

ADOPTED AND APPROVED this 8th day of April 2021, A.D.

ATTEST:

George Roberts, Chair

Brett Cyphers, Acting Secretary-Treasurer

NORTHWEST FLORIDA WATER MANAGEMENT DISTRICT

MEMORANDUM

TO: Governing Board

THROUGH: Brett J. Cyphers, Executive Director
Lyle Seigler, Chief of Staff

FROM: Wendy Dugan, Division of Administration Director

DATE: March 24, 2021

SUBJECT: Consideration of Amendment No. 8 to the Fiscal Year 2020-2021 Budget

Recommendation

Staff recommends the Governing Board adopt Resolution No. 887 amending the Fiscal Year 2020-2021 budget and allow staff to realign revenues and reserves to maintain the proper balance in each fund.

Background

Amendment 8 realigns budget within and across funds, programs, activities, projects, and budget categories through cost neutral budget transfers. Below is an explanation for the amendment.

\$406,402 in expense budget transfers for the following:

- \$189,700 in Contracted Services and Operating Expense transfers within Activity 310 Land Management between Hurricane Sally projects to provide more accurate tracking of FEMA reimbursable expenses.
- \$72,502 in Salaries and Benefits transfers across funds, activities, programs, and projects due to the reallocation of personnel costs resulting from a reorganization within the Asset Management division.
- \$50,000 in Salaries and Benefits transfers within Activity 112 Minimum Flows and Minimum Water Levels (MFLs) to provide sufficient budget to support estimated personnel costs in the Wakulla MFL project for the remainder of FY 2020-2021.
- \$45,000 in Fixed Capital Outlay transfers within Activity 260 Other Acquisition and Restoration Activities for the Seven Runs Creek streambank stabilization project.
- \$30,000 in Contracted Services transfers within Activity 112 Minimum Flows and Minimum Water Levels to provide sufficient budget for management consultant activities in the Wakulla MFL project.
- \$16,000 in Contracted Services transfers within Activity 120 Research, Data Collection, Analysis and Monitoring to cover price increases for data collection services and provide budget for District trend sampling.
- \$2,000 in Fixed Capital Outlay transfers within Activity 120 Research, Data Collection, Analysis and Monitoring to purchase a handheld water quality meter.

- \$1,200 in budget transfers from Operating Expenses to Contracted Services within Activity 520 Public Information to provide sufficient budget for legal expenses.

Summary of Fund Impact to Expense Budget:

<u>Fund Source</u>	<u>Increase</u>	<u>Decrease</u>	<u>Impact</u>
General Fund	22,294	(14,639)	7,655
Land Acquisition Fund	64,247	(45,000)	19,247
Projects Fund	98,000	(113,360)	(15,360)
Lands Management Fund	221,861	(210,367)	11,494
Regulation Fund	0	(21,118)	(21,118)
Mitigation Fund	0	(1,918)	(1,918)
	<u>406,402</u>	<u>(406,402)</u>	<u>0</u>



Brett J. Cyphers
Executive Director

Northwest Florida Water Management District

81 Water Management Drive, Havana, Florida 32333-4712
(U.S. Highway 90, 10 miles west of Tallahassee)

Phone: (850) 539-5999 • Fax: (850) 539-2777

RESOLUTION NO. 887 AMENDMENT NUMBER 8 TO FISCAL YEAR 2020-2021 BUDGET

WHEREAS, chapters 200 and 373, Florida Statutes, require the Governing Board of the Northwest Florida Water Management District (District) to adopt a final budget for each fiscal year; and

WHEREAS, by Resolution No. 877, after a public hearing on September 24, 2020, the Governing Board of the District adopted a final budget for the District covering its proposed operations and other requirements for the ensuing fiscal year, beginning October 1, 2020 through September 30, 2021; and

WHEREAS, in accordance with section 189.016(7), Florida Statutes, the District will post the adopted amendment on its official website within five days after its adoption; and

WHEREAS, a budget amendment involves an action that transfers, increases, or decreases to total appropriated Fund amounts in the budget; and

WHEREAS, pursuant to section 120.525, Florida Statutes, the District has provided notice of its intention to amend the Budget in the published notification of the Governing Board meeting at which the amendment will be considered; and

NOW THEREFORE BE IT RESOLVED by the Governing Board of the Northwest Florida Water Management District, that:

The budget is hereby amended as summarized in the memorandum dated March 24, 2021, requesting Amendment No. 8 to the Fiscal Year 2020-2021 budget. Amendment No. 8 provides for cost-neutral budget transfers in the amount of \$406,402. This amendment recognizes the reallocation of budget authority within and across funds, programs, activities, projects, and budget categories to properly reflect activities performed and accurately assign actual costs with no increase to the total District budget.

ADOPTED AND APPROVED this 8th day of April 2021, A.D.

ATTEST:

George Roberts, Chair

Brett Cyphers, Acting Secretary-Treasurer

GEORGE ROBERTS
Chair
Panama City

JERRY PATE
Vice Chair
Pensacola

GUS ANDREWS
DeFuniak Springs

TED EVERETT
Chipley

NICK PATRONIS
Panama City Beach

KELLIE RALSTON
Tallahassee

NORTHWEST FLORIDA WATER MANAGEMENT DISTRICT

MEMORANDUM

TO: Governing Board

THROUGH: Brett J. Cyphers, Executive Director
Lyle Seigler, Chief of Staff

FROM: Frank Powell, Director, Division of Asset Management

DATE: March 24, 2021

SUBJECT: Consideration of Removal of Missing Property from District Records (Action Item); Changes to Recording of Property Records and Capitalized Assets (Informational Item)

Consideration of Removal of Missing Property from District Records (Action Item)

Recommendation

Staff recommends the Governing Board authorize the removal of missing items from the property records and write-off the value of the items.

Background

During the Fiscal Year 2019-20 annual physical inventory process, the items in the following table were not able to be located but remain on the District's property records. Multiple attempts were made to find these items since the physical inventory process began in August 2020. Staff does not believe these items were stolen but were considered ready for surplus and mistakenly disposed of prior to obtaining Governing Board approval.

One item (tag #3400) was documented as unrecoverable in 2018. The data logger was deployed offshore at Channel Marker 17 in the St. Marks River estuary. The logger separated from its line and dropped to the bottom of an open-ended section of PVC pipe. At the time, it would have required a diver to recover the equipment. The equipment was not retrieved.

Information Technology (IT) Bureau will be performing a mid-year internal review of all IT-related items (e.g., computers, monitors, etc.) throughout the District. The review will begin April 2021 and be concluded by May 2021. This review is needed to update and quantify the IT inventory due to remote working processes over the past year.

Per District policies and procedures, the Asset Management Division is responsible for requesting Governing Board authorization to delete the missing items from the official property inventory records and write-off of the value of the items. Upon approval from the Governing Board, the

Bureau of Accounting will delete these items from the property inventory records and adjust accounting records accordingly.

Description	Tag #	Purchase Date	Purchase Price	Net Present Value at 9/30/20 to be Written Off	Condition	Comment
Dell Monitor	00254	unknown	unknown	n/a	Good	Missing
Dell Monitor	1864	unknown	unknown	n/a	Good	Missing
Aqua Troll 200 Water Level Sensor	1993	7/10/2014	\$2,518.20	\$269.81	Good	Unaccounted for in 2019
CDMA Link Turnkey Monitoring Station	2034	9/30/2014	\$2,390.00	\$312.98	Good	Unaccounted for in 2019
CDMA Link Turnkey Monitoring Station	2036	9/30/2014	\$2,390.00	\$312.98	Good	Unaccounted for in 2019
Pulse Radar Water Level Sensor - Fisher Creek	2044	9/4/2014	\$3,020.00	\$395.48	Good	Unaccounted for in 2019
Sutron 9210 - Iridium Telemetry Datalogger	2860	5/1/2012	\$3,684.00	\$ -	Poor	Unaccounted for in 2019
Waterlog Storm 3-03	2936	9/30/2013	\$1,898.57	\$ -	Fair	Unaccounted for in 2019
H-500 XL Data Logger	2945	6/9/2010	\$1,493.28	\$ -	Fair	Unaccounted for in 2019
Solinst LTC Leveloffer Jr, Model 3001	3400	9/3/2015	\$1,055.91	\$289.12	Good	Unaccounted for in 2019
OTT Orpheus Mini Level Logger	3428	9/30/2015	\$1,468.70	\$402.15	Good	Unaccounted for in 2019

Changes to Recording of Property Records and Capitalized Assets (Informational Item)

In accordance with Florida Statue, Chapter 274, “Tangible Personal Property Owned by Local Governments,” special districts are required to follow rules established by the State of Florida, Department of Financial Services’ Chief Financial Officer that address the recording of property and periodic review of property for inventory purposes. Rules are provided in Chapter 69I-73 of the Florida Administrative Code (FAC) and are incorporated in Chapter 7 of the District’s policies and procedures manual.

The District has recorded property¹ that (1) costs \$1,000 or more and (2) items less than \$1,000 classified as attractive,² in the District’s asset tracking system for inventory purposes. Items \$1,000

¹ Unless otherwise noted, references to District property include both real and tangible personal property.

² An attractive item prior to 10/1/2020 was classified as property less than \$1,000 where the item’s location and usage are infrequent enough that being misplaced, lost, or stolen would likely go undetected for a period greater than a year. The District began recording attractive items for inventory purposes in 2015.

or more were also considered capitalized assets and included in the District's financial records. A physical inventory of these items is conducted annually.

Effective October 1, 2020, key changes were made to Chapter 69I-73, FAC, specifically:

1. The threshold for recording tangible personal property for inventory purposes increased from \$1,000 to \$5,000.
2. A definition was added for "attractive items" to be items less than \$5,000 that require special attention to ensure legal compliance, protect public safety, and avoid potential liability, or to compensate for a heightened risk of theft.
3. A requirement was added that attractive items are to be recorded as property for inventory purposes.

The District incorporated the rule changes into the District's policies and procedures, which also resulted in the following to align with the rule's threshold increase:

1. Operating Capital Outlay (OCO) threshold increased from \$1,000 to \$5,000 so that purchases between \$1,000 and less than \$5,000 are charged to the Operating Expense budget category instead of OCO.
2. The threshold for missing items required to be presented to the Governing Board for deletion from property inventory records and to write-off the value of the item from the District's financial records increased from \$1,000 to \$5,000.
3. The threshold for items required to be presented to the Governing Board for surplus and disposal increased from \$2,500 to \$5,000. The exception that on-road motor vehicles and motorized watercrafts at any value go to the Board remains.

As of September 30, 2020, 1,656 items that total \$6,307,373 were in the District's physical inventory records, excluding real property. With the rule changes in effect as of October 1, 2020, an estimated 650 items that total just over \$1,066,000 will be removed from the District's property records and thereby no longer tracked as inventory. These items are below the new threshold of \$5,000 and not considered to be attractive items. Additionally, all items between \$1,000 and up to \$5,000 that used to be recognized as capital assets will be removed from the District's financial records and account for almost 900 items just under \$1,700,000.

Per District policy, division directors determine what is attractive for items under their responsibility. Examples of attractive items include computers, televisions, GPS units, cameras greater than \$500, and gas-powered tools greater than \$200. The District began tracking attractive items in 2015 and has recently updated the types of items classified as attractive. In particular, furniture and field pumps, which make up a substantial number of inventoried items will be removed from the District's asset tracking system.

INVENTORIED ITEMS LESS THAN \$5,000							
April 2021							
No.	Asset Category	Asset	Price	<\$1k		\$1k - <\$5k	
				Keep in Inventory as Attractive	Remove from Inventory	Keep in Inventory as Attractive	Remove from Inventory
				Not Applicable to Financial Records		Remove from Financial Records	
1	Buildings, Pole Barns, etc.	Storage Building for Carter Track Check Station	1,150.00				X
227	Computer Equipment	Poweconnect W-IAP105 Instant Wireless Point	516.96		X		
228	Computer Equipment	Power Connect W-IAP105 Instant Wireless Point	516.96		X		
229	Computer Equipment	Power Connect W-IAP105 Instant Wireless Point	516.96		X		
230	Computer Equipment	Power Connect W-IAP105 Instant Wireless Point	516.96		X		
231	Computer Equipment	Power Connect W-IAP105 Instant Wireless Point- HQ Hallway	519.96		X		
286	Computer Equipment	Power Edge 4210 Rack Enclosure	1,582.83				X
288	Computer Equipment	Fiber Optic Cable Main bldg to SWIM Bld	1,614.28				X
290	Computer Equipment	Power Edge 4510 Rack Enclosure	1,628.39				X
291	Computer Equipment	Power Edge 4210 Rack Enclosure	1,628.39				X
293	Computer Equipment	Dell 4220 42U Rack w/door and side panel	1,725.61				X
296	Computer Equipment	Rack Enclosure with Side Door & Panels	1,804.82				X
303	Computer Equipment	3 COM SSI Switch 3300	2,122.00				X
335	Computer Equipment	Wireless Access for Barn- Upstairs record room	4,283.04				X
607	Field/Technical Equipment	America Optical Forty Microscope	-		X		
618	Field/Technical Equipment	ATV Ramps for Trailer WMD96217	150.00		X		
619	Field/Technical Equipment	Aluminum Tool Basket for WMD1256*	660.00				X
620	Field/Technical Equipment	Camera lens	675.00				X
621	Field/Technical Equipment	Storm 3 Data Logger	1,010.00				X
622	Field/Technical Equipment	ATV Drip Torch	1,032.00				X
623	Field/Technical Equipment	Precipitation Gauges-Hydrologic Services TB3	1,041.27				X
624	Field/Technical Equipment	Precipitation Gauges- Hydrologic TB3	1,041.27				X
625	Field/Technical Equipment	Precipitation Gauges	1,041.27				X
626	Field/Technical Equipment	Level Troll 500 Level Logger	1,043.41				X
627	Field/Technical Equipment	Acculevel USGS SDI 12	1,045.99				X
628	Field/Technical Equipment	Acculevel USGS SDI 12	1,047.07				X
630	Field/Technical Equipment	Masterflex Portable Sampling Pump E/S	1,053.90				X
631	Field/Technical Equipment	Solinst LTC Levellogger JR, Model 3001	1,055.91				X
632	Field/Technical Equipment	Solinst LTC Levellogger JR, Model 3001	1,055.91				X
633	Field/Technical Equipment	Level Troll 500 Level Logger	1,061.77				X
634	Field/Technical Equipment	Level Troll 500 Level Logger	1,061.77				X
635	Field/Technical Equipment	Acculevel USGS SDI 12	1,068.49				X
636	Field/Technical Equipment	OTT PLS Water Level Sensor	1,076.55				X
637	Field/Technical Equipment	OTT PLS Water Level Sensor	1,076.55				X
638	Field/Technical Equipment	KPSI 500S SDI-12 Pressure Sensor	1,076.67				X
639	Field/Technical Equipment	KPSI 500S SDI-12 Pressure Sensor	1,076.67				X
640	Field/Technical Equipment	KPSI 500S SDI-12 Pressure Sensor	1,076.67				X
641	Field/Technical Equipment	Level Troll 500 Level Logger	1,080.14				X
642	Field/Technical Equipment	Level Troll 500 Level Logger	1,080.14				X
643	Field/Technical Equipment	Level Troll 500 Level Logger	1,080.14				X
644	Field/Technical Equipment	Level Troll 500	1,086.77				X
645	Field/Technical Equipment	Portable PolySteel Carport 20 x 21	1,095.00				X
646	Field/Technical Equipment	OTT PLS Water Level Sensor	1,099.00				X
647	Field/Technical Equipment	OTT PLS Water Level Sensor	1,099.00				X
648	Field/Technical Equipment	Motorized Reel w/ 1" Collector	1,105.07				X
649	Field/Technical Equipment	Vogels 10' Loader Model Wick Weeder	1,108.00				X
650	Field/Technical Equipment	OTT PLS Level Sensor	1,114.50				X
651	Field/Technical Equipment	OTT PLS SDI-12 Water Level Sensor	1,122.39				X

INVENTORIED ITEMS LESS THAN \$5,000							
April 2021							
No.	Asset Category	Asset	Price	<\$1k		\$1k - <\$5k	
				Keep in Inventory as Attractive	Remove from Inventory	Keep in Inventory as Attractive	Remove from Inventory
				Not Applicable to Financial Records		Remove from Financial Records	
652	Field/Technical Equipment	OTT PLS SDI-12 Water Level Sensor	1,122.40				X
653	Field/Technical Equipment	OTT PLS Water Level Sensor	1,122.84				X
654	Field/Technical Equipment	OTT PLS Water Level Sensor	1,122.84				X
655	Field/Technical Equipment	OTT PLS Water Level Sensor	1,122.84				X
656	Field/Technical Equipment	Solinst LTC Level Logger Edge Model 3001	1,124.25				X
657	Field/Technical Equipment	Solinst LTC Level Logger Edge Model 3001	1,124.25				X
658	Field/Technical Equipment	Solinst LTC Level Logger Edge Model 3001	1,124.25				X
659	Field/Technical Equipment	Solinst LTC Level Logger Edge Model 3001	1,124.25				X
660	Field/Technical Equipment	Solinst LTC Level Logger Edge Model 3001	1,124.25				X
661	Field/Technical Equipment	Solinst LTC Level Logger Edge Model 3001	1,124.25				X
662	Field/Technical Equipment	Solinst LTC Level Logger Edge Model 3001	1,124.25				X
663	Field/Technical Equipment	Solinst LTC Level Logger Edge Model 3001	1,124.31				X
664	Field/Technical Equipment	OTT Orpheus Mini Level Logger	1,128.19				X
665	Field/Technical Equipment	OTT Orpheus Water Level Data logger	1,128.19				X
666	Field/Technical Equipment	OTT Orpheus Water Level Data logger	1,128.19				X
667	Field/Technical Equipment	OTT Orpheus Water Level Data logger	1,128.19				X
668	Field/Technical Equipment	OTT Orpheus Water Level Data logger	1,128.19				X
669	Field/Technical Equipment	OTT Orpheus Mini Water Level Logger	1,128.19				X
670	Field/Technical Equipment	OTT Orpheus Water Level Data logger	1,128.19				X
671	Field/Technical Equipment	OTT Orpheus Water Level Data logger	1,128.19				X
672	Field/Technical Equipment	OTT Orpheus Water Level Data logger	1,128.19				X
673	Field/Technical Equipment	OTT Orpheus Water Level Data logger	1,128.19				X
674	Field/Technical Equipment	OTT Orpheus Water Level Data logger	1,128.19				X
675	Field/Technical Equipment	OTT Orpheus Water Level Data logger	1,128.19				X
676	Field/Technical Equipment	OTT Orpheus Water Level Data logger	1,128.19				X
677	Field/Technical Equipment	OTT Orpheus Water Level Data logger	1,128.19				X
678	Field/Technical Equipment	OTT Orpheus Water Level Data logger	1,128.19				X
679	Field/Technical Equipment	OTT Orpheus Water Level Data logger	1,128.19				X
680	Field/Technical Equipment	OTT Orpheus Water Level Data logger	1,128.19				X
681	Field/Technical Equipment	Orpheus Water Level Data logger	1,128.26				X
682	Field/Technical Equipment	Level Troll 500 Level Logger	1,132.64				X
683	Field/Technical Equipment	OTT PLS Water Level Sensor	1,145.23				X
684	Field/Technical Equipment	OTT PLS Water Level Sensor	1,145.23				X
685	Field/Technical Equipment	OTT PLS Water Level Sensor	1,145.23				X
686	Field/Technical Equipment	OTT PLS Water Level Sensor	1,145.23				X
687	Field/Technical Equipment	OTT PLS Water Level Sensor	1,147.98				X
688	Field/Technical Equipment	OTT PLS Water Level Sensor	1,149.19				X
689	Field/Technical Equipment	SDI-12 Radio Transceiver	1,153.75				X
690	Field/Technical Equipment	SDI-12 Radio Transceiver	1,153.75				X
691	Field/Technical Equipment	SDI-12 Radio Transceiver	1,153.75				X
692	Field/Technical Equipment	KPSI 500S SDI-12 Pressure Sensor	1,154.65				X
693	Field/Technical Equipment	Fultz Pump SP-300-Sumbersible	1,154.95				X
694	Field/Technical Equipment	OTT PLS 0-4m SDI Level Sensor	1,158.52				X
695	Field/Technical Equipment	OTT PLS SDI-12 Pressure Sensor	1,163.01				X
696	Field/Technical Equipment	OTT PLS SDI-12 Pressure Sensor	1,163.01				X

INVENTORIED ITEMS LESS THAN \$5,000							
April 2021							
No.	Asset Category	Asset	Price	<\$1k		\$1k - <\$5k	
				Keep in Inventory as Attractive	Remove from Inventory	Keep in Inventory as Attractive	Remove from Inventory
				Not Applicable to Financial Records		Remove from Financial Records	
697	Field/Technical Equipment	OTT PLS Water Level Sensor	1,163.99				X
698	Field/Technical Equipment	OTT PLS Water Level Sensor	1,163.99				X
699	Field/Technical Equipment	OTT PLS Water Level Sensor	1,163.99				X
700	Field/Technical Equipment	OTT PLS Water Level Sensor	1,163.99				X
701	Field/Technical Equipment	OTT PLS Water Level Sensor	1,163.99				X
702	Field/Technical Equipment	OTT PLS SDI Sensor	1,168.84				X
703	Field/Technical Equipment	OTT PLS SDI Sensor	1,168.84				X
704	Field/Technical Equipment	OTT Orpheus Mini Level Logger	1,170.00				X
705	Field/Technical Equipment	OTT Orpheus Mini Data Recorder	1,172.49				X
706	Field/Technical Equipment	OTT PLS SDI-12 Water Level Sensor	1,174.29				X
707	Field/Technical Equipment	OTT PLS SDI-12 Water Level Sensor	1,174.29				X
708	Field/Technical Equipment	OTT PLS SDI-12 Water Level Sensor	1,174.29				X
709	Field/Technical Equipment	OTT PLS Water Level Sensor	1,181.19				X
710	Field/Technical Equipment	Lufkin Steel Measuring Tape	1,182.00				X
711	Field/Technical Equipment	Nubian Black Steel Measure Tape	1,182.00				X
712	Field/Technical Equipment	Nubian Black Steel Measure Tape	1,182.00				X
713	Field/Technical Equipment	Nubian Black Steel Measure Tape	1,182.00				X
714	Field/Technical Equipment	Keller DCX-22 VG Pressure Transducer	1,183.21				X
715	Field/Technical Equipment	Solinst LTC Levellogger JR, Model 3001	1,190.01				X
716	Field/Technical Equipment	OTT Orpheus Mini Level Logger	1,200.00				X
717	Field/Technical Equipment	OTT Orpheus Mini Level Logger	1,200.00				X
718	Field/Technical Equipment	7FT TRIPOD ALUMINUM	1,200.35				X
719	Field/Technical Equipment	OTT Orpheus Mini Level Logger ORM004MAL	1,202.84				X
720	Field/Technical Equipment	OTT Orpheus Mini Level Logger	1,202.84				X
721	Field/Technical Equipment	OTT Orpheus Mini Data Logger	1,203.05				X
722	Field/Technical Equipment	Hach 2100Q Portable Turbidimeter	1,210.00				X
723	Field/Technical Equipment	OTT PLS Level Sensor	1,222.88				X
724	Field/Technical Equipment	H-500 XL Data Logger	1,226.86				X
725	Field/Technical Equipment	H-500 XL Data Logger	1,226.86				X
726	Field/Technical Equipment	H-500 XL Data Logger	1,226.86				X
727	Field/Technical Equipment	H-500 XL Data Logger	1,226.86				X
728	Field/Technical Equipment	H-500 XL Data Logger	1,226.86				X
729	Field/Technical Equipment	H-500 XLData Logger	1,228.94				X
730	Field/Technical Equipment	H500XL Data Logger	1,229.19				X
731	Field/Technical Equipment	OTT Orpheus Mini Level Logger ORM010MAL	1,229.59				X
732	Field/Technical Equipment	Water Pump Wick 100-4H	1,232.54				X
733	Field/Technical Equipment	5.5hp B&S Engine w/Roller Pump Nozzle	1,235.00				X
734	Field/Technical Equipment	Tipping bucket	1,236.00				X
735	Field/Technical Equipment	Tipping bucket	1,236.00				X
736	Field/Technical Equipment	Tipping bucket	1,236.00				X
737	Field/Technical Equipment	Tipping bucket	1,236.00				X
738	Field/Technical Equipment	Tipping bucket	1,236.00				X
739	Field/Technical Equipment	Tipping bucket	1,236.00				X
740	Field/Technical Equipment	Tipping bucket	1,236.00				X
741	Field/Technical Equipment	Tipping bucket	1,236.01				X
742	Field/Technical Equipment	Tipping bucket	1,236.01				X
743	Field/Technical Equipment	Tipping bucket	1,236.01				X
744	Field/Technical Equipment	OTT PLS Level Sensor	1,238.93				X
745	Field/Technical Equipment	OTT PLS Level Sensor	1,238.93				X
746	Field/Technical Equipment	OTT PLS Level Sensor	1,238.93				X
747	Field/Technical Equipment	OTT PLS Level Sensor	1,238.93				X
761	Field/Technical Equipment	GeoPump2 Peristaltic Pump	1,241.50				X
762	Field/Technical Equipment	OTT PLS SDI-12 Pressure Sensor	1,245.56				X
763	Field/Technical Equipment	OTT Orpheus Mini Level Logger	1,245.64				X
764	Field/Technical Equipment	OTT PLS Water Level Sensor	1,245.66				X
765	Field/Technical Equipment	OTT PLS Water Level Sensor	1,245.66				X
766	Field/Technical Equipment	Pressure Transducer w/Probe Cable-S511	1,245.66				X
767	Field/Technical Equipment	OTT PLS Water Level Sensor	1,245.66				X
768	Field/Technical Equipment	OTT PLS Water Level Sensor	1,245.66				X
770	Field/Technical Equipment	Acculevel 81355	1,251.15				X
771	Field/Technical Equipment	OTT Orpheus Mini Level Logger	1,256.34				X
772	Field/Technical Equipment	DCX22AA Level Logger	1,261.00				X

INVENTORIED ITEMS LESS THAN \$5,000							
April 2021							
No.	Asset Category	Asset	Price	<\$1k		\$1k - <\$5k	
				Keep in Inventory as Attractive	Remove from Inventory	Keep in Inventory as Attractive	Remove from Inventory
				Not Applicable to Financial Records		Remove from Financial Records	
773	Field/Technical Equipment	DCX22AA Level Logger	1,261.00				X
775	Field/Technical Equipment	OTT Orpheus Mini Level Logger	1,272.39				X
776	Field/Technical Equipment	OTT Orpheus Mini Level Logger	1,272.39				X
777	Field/Technical Equipment	OTT Orpheus Mini Level Logger	1,272.39				X
778	Field/Technical Equipment	OTT Orpheus Mini Level Logger	1,272.39				X
779	Field/Technical Equipment	OTT PLS Level Sensor	1,276.38				X
780	Field/Technical Equipment	ISIC - AVSS Goes Data Station	1,277.48				X
781	Field/Technical Equipment	OTT Orpheus Mini Level Logger	1,277.74				X
782	Field/Technical Equipment	TruBlue Data Logging Transducer	1,283.46				X
783	Field/Technical Equipment	TruBlue Data Logging Transducer	1,283.46				X
784	Field/Technical Equipment	H-500XL Data Logger-S752	1,286.90				X
785	Field/Technical Equipment	H-500XL Data Logger S785	1,286.90				X
786	Field/Technical Equipment	H-500XL Data Logger	1,286.90				X
787	Field/Technical Equipment	H-500XL Data Logger	1,286.90				X
788	Field/Technical Equipment	H-500XL Data Logger S22	1,286.90				X
789	Field/Technical Equipment	H-500XL Data Logger	1,286.90				X
790	Field/Technical Equipment	H-500XL Data Logger	1,286.90				X
791	Field/Technical Equipment	H-500XL Data Logger	1,286.90				X
792	Field/Technical Equipment	H-500XL Data Logger	1,286.90				X
793	Field/Technical Equipment	H-500XL Data Logger	1,286.90				X
794	Field/Technical Equipment	H-500XL Data Logger	1,286.90				X
795	Field/Technical Equipment	H-500XL Data Logger	1,286.90				X
796	Field/Technical Equipment	Steel Tape, 300 Feet, Black	1,287.00				X
797	Field/Technical Equipment	Steel Tape, 300 Feet, Black	1,287.00				X
798	Field/Technical Equipment	Steel Tape, 300 Feet, Black	1,287.00				X
799	Field/Technical Equipment	Steel Tape, 300 Feet, Black	1,287.00				X
800	Field/Technical Equipment	Tipping Bucket Rain	1,287.00				X
801	Field/Technical Equipment	Tipping Bucket Rain	1,287.00				X
802	Field/Technical Equipment	Tipping Bucket Rain	1,287.00				X
803	Field/Technical Equipment	Tipping Bucket Rain	1,287.00				X
804	Field/Technical Equipment	Tipping Bucket	1,287.00				X
805	Field/Technical Equipment	H-500 XL Data Logger	1,290.96				X
806	Field/Technical Equipment	DCX22AA Level Logger	1,295.87				X
807	Field/Technical Equipment	Grundfos Redi-Flo2 Submersible pump	1,307.14				X
808	Field/Technical Equipment	TruBlue Data Logging Transducer	1,311.46				X
809	Field/Technical Equipment	OTT PLS Vented Pressure Transducer	1,317.70				X
810	Field/Technical Equipment	OTT PLS Vented Pressure Transducer	1,317.70				X
811	Field/Technical Equipment	OTT Orpheus Mini Level Logger	1,320.54				X
812	Field/Technical Equipment	OTT PLS Vented Pressure Transducer	1,323.05				X
813	Field/Technical Equipment	OTT PLS Vented Pressure Transducer	1,323.05				X
814	Field/Technical Equipment	DCX22AA Level Logger	1,327.00				X
815	Field/Technical Equipment	OTT PLS Vented Pressure Transducer	1,328.40				X
816	Field/Technical Equipment	TruBlue Data Logging Transducer	1,329.46				X
817	Field/Technical Equipment	OTT PLS Level Sensor	1,329.88				X
818	Field/Technical Equipment	OTT PLS Level Sensor	1,329.88				X
819	Field/Technical Equipment	OTT PLS Vented Pressure Transducer	1,333.75				X
820	Field/Technical Equipment	Orpheus Mini Data Logger	1,340.21				X
821	Field/Technical Equipment	Orpheus Mini Data Logger	1,340.21				X
822	Field/Technical Equipment	Hydrological Services TB-3	1,341.28				X
823	Field/Technical Equipment	Hydrological Services TB-3	1,341.28				X
824	Field/Technical Equipment	Precipitation Gauges	1,341.28				X
825	Field/Technical Equipment	Precipitation Gauges-Hydologic Svs TB3	1,341.28				X
826	Field/Technical Equipment	Precipitation Gauges	1,341.28				X
827	Field/Technical Equipment	Precipitation Gauges	1,341.28				X
828	Field/Technical Equipment	Precipitation Gauges	1,341.28				X
829	Field/Technical Equipment	Hydrological Services TB-3	1,341.28				X
830	Field/Technical Equipment	Precipitation Gauges	1,341.28				X
831	Field/Technical Equipment	Precipitation Gauges	1,341.28				X
832	Field/Technical Equipment	Precipitation Gauges	1,341.28				X
833	Field/Technical Equipment	HSA TB3 Tipping Bucket	1,341.28				X
834	Field/Technical Equipment	Precipitation Gauges	1,341.28				X
835	Field/Technical Equipment	Precipitation Gauges	1,341.28				X
836	Field/Technical Equipment	Precipitation Gauges	1,341.28				X

INVENTORIED ITEMS LESS THAN \$5,000							
April 2021							
No.	Asset Category	Asset	Price	<\$1k		\$1k - <\$5k	
				Keep in Inventory as Attractive	Remove from Inventory	Keep in Inventory as Attractive	Remove from Inventory
				Not Applicable to Financial Records		Remove from Financial Records	
837	Field/Technical Equipment	OTT Orpheus Mini Water Level Logger	1,343.31				X
838	Field/Technical Equipment	OTT PLS Vented Pressure Transducer	1,344.45				X
839	Field/Technical Equipment	OTT PLS Vented Pressure Transducer	1,344.45				X
840	Field/Technical Equipment	OTT PLS Vented Pressure Transducer	1,344.45				X
841	Field/Technical Equipment	OTT PLS Pressure Level	1,345.25				X
842	Field/Technical Equipment	OTT PLS Pressure Level	1,345.25				X
843	Field/Technical Equipment	OTT PLS Pressure Level	1,345.25				X
844	Field/Technical Equipment	OTT PLS Pressure Level	1,345.25				X
845	Field/Technical Equipment	OTT PLS SDI-12 Pressure Transducer	1,346.31				X
846	Field/Technical Equipment	OTT PLS Vented Pressure Transducer	1,355.15				X
847	Field/Technical Equipment	YSI 600XL Data Logger	1,356.36				X
848	Field/Technical Equipment	Orpheus Mini Data Logger	1,365.21				X
849	Field/Technical Equipment	Orpheus Mini Data Logger	1,365.21				X
850	Field/Technical Equipment	OTT Orpheus Mini Level Logger ORM004MAL	1,379.49				X
851	Field/Technical Equipment	CDMA Data Logger	1,396.75				X
852	Field/Technical Equipment	CDMA Data Logger	1,396.75				X
853	Field/Technical Equipment	CDMA Data Logger	1,396.75				X
854	Field/Technical Equipment	CDMA Data Logger	1,396.75				X
855	Field/Technical Equipment	CDMA Data Logger	1,396.75				X
856	Field/Technical Equipment	CDMA Data Logger	1,396.75				X
857	Field/Technical Equipment	CDMA Data Logger	1,396.75				X
858	Field/Technical Equipment	CDMA Data Logger	1,396.75				X
859	Field/Technical Equipment	CDMA Link Data Logger	1,396.75				X
860	Field/Technical Equipment	CDMA Link Data Logger	1,396.75				X
861	Field/Technical Equipment	CDMA Link Data Logger	1,396.75				X
862	Field/Technical Equipment	CDMA Link Data Logger	1,396.75				X
863	Field/Technical Equipment	CDMA Data Logger	1,397.50				X
864	Field/Technical Equipment	CDMA Data Logger	1,397.50				X
865	Field/Technical Equipment	CDMA Data Logger	1,397.50				X
866	Field/Technical Equipment	CDMA Data Logger	1,397.50				X
867	Field/Technical Equipment	CDMA Data Logger	1,397.50				X
868	Field/Technical Equipment	CDMA Data Logger	1,397.50				X
869	Field/Technical Equipment	CDMA Data Logger	1,397.50				X
870	Field/Technical Equipment	CDMA Data Logger	1,397.50				X
871	Field/Technical Equipment	CDMA Data Logger	1,397.50				X
872	Field/Technical Equipment	CDMA Data Logger	1,397.50				X
873	Field/Technical Equipment	OTT PLS Level Sensor	1,399.43				X
874	Field/Technical Equipment	Orpheus Mini Data Logger	1,415.21				X
875	Field/Technical Equipment	Orpheus Mini Data Logger	1,415.21				X
876	Field/Technical Equipment	OTT Orpheus Mini Level Logger	1,418.70				X
877	Field/Technical Equipment	OTT Orpheus Mini Level Logger	1,418.70				X
878	Field/Technical Equipment	OTT Orpheus Mini Level Logger	1,418.70				X
879	Field/Technical Equipment	OTT Orpheus Mini Level Logger	1,418.70				X
880	Field/Technical Equipment	OTT Orpheus Mini Level Logger	1,418.70				X
881	Field/Technical Equipment	OTT PLS Vented Pressure Transducer	1,424.70				X
882	Field/Technical Equipment	OTT PLS Pressure Level	1,425.50				X
883	Field/Technical Equipment	Rail System for ADCP Deployment	1,440.00				X
884	Field/Technical Equipment	OTT Orpheus Mini Level Logger	1,443.70				X
885	Field/Technical Equipment	OTT Orpheus Mini Level Logger	1,443.70				X
886	Field/Technical Equipment	OTT Orpheus Mini Level Logger	1,443.70				X
887	Field/Technical Equipment	OTT Orpheus Mini Level Logger	1,443.70				X
888	Field/Technical Equipment	OTT Orpheus Mini Level Logger	1,468.70				X
889	Field/Technical Equipment	OTT Orpheus Mini Level Logger	1,468.70				X
890	Field/Technical Equipment	OTT Orpheus Level Logger	1,470.04				X
891	Field/Technical Equipment	OTT Orpheus Mini Level Logger	1,472.33				X
892	Field/Technical Equipment	OTT Orpheus Mini Water Level Logger	1,472.33				X
893	Field/Technical Equipment	OTT Orpheus Mini Level Logger	1,475.39				X
895	Field/Technical Equipment	H-500XL Data Logger	1,493.28				X
896	Field/Technical Equipment	OTT Orpheus Mini Level Logger	1,493.70				X
897	Field/Technical Equipment	OTT Orpheus Mini Level Logger	1,493.70				X
898	Field/Technical Equipment	OTT Orpheus Mini Level Logger	1,493.70				X

INVENTORIED ITEMS LESS THAN \$5,000							
April 2021							
No.	Asset Category	Asset	Price	<\$1k		\$1k - <\$5k	
				Keep in Inventory as Attractive	Remove from Inventory	Keep in Inventory as Attractive	Remove from Inventory
				Not Applicable to Financial Records		Remove from Financial Records	
899	Field/Technical Equipment	Sounding Weights Reel- Small Shed	1,494.00				X
900	Field/Technical Equipment	ATV Torch Unit	1,495.00				X
901	Field/Technical Equipment	Ott Orpheus Mini Level Logger	1,502.14				X
904	Field/Technical Equipment	OTT Orpheus Mini Level Logger	1,508.70				X
905	Field/Technical Equipment	H500XL High Level Data logger S756	1,511.66				X
906	Field/Technical Equipment	OTT Orpheus Mini Level Logger	1,518.70				X
907	Field/Technical Equipment	Ott Orpheus Mini Level Logger	1,523.54				X
908	Field/Technical Equipment	Ott Orpheus Mini Level Logger	1,528.89				X
909	Field/Technical Equipment	Solinst Model 107 TLC Meter, 500'- Portable	1,531.80				X
910	Field/Technical Equipment	OTT PLS Pressure Level	1,532.50				X
911	Field/Technical Equipment	TruBlue Data Logging Transducer	1,535.48				X
912	Field/Technical Equipment	Level Troll 700H	1,564.26				X
913	Field/Technical Equipment	Level Troll 700H	1,564.26				X
914	Field/Technical Equipment	Level Troll 700H	1,564.26				X
915	Field/Technical Equipment	Level Troll 700H	1,564.26				X
916	Field/Technical Equipment	Level Troll 700H	1,564.26				X
917	Field/Technical Equipment	OTT Orpheus Mini Level Logger	1,568.70				X
918	Field/Technical Equipment	OTT Orpheus Mini Level Logger	1,568.70				X
919	Field/Technical Equipment	OTT Orpheus Mini Level Logger	1,568.70				X
920	Field/Technical Equipment	Sutron 9210	1,577.75				X
921	Field/Technical Equipment	Sutron 9210 Data Logger	1,577.75				X
922	Field/Technical Equipment	Sutron 9210 Data Logger	1,577.75				X
923	Field/Technical Equipment	Sutron 9210 Data Logger	1,577.75				X
924	Field/Technical Equipment	OTT PLS Vented Pressure Transducer	1,585.16				X
926	Field/Technical Equipment	Satlink3 GOES Ready Data Logger	1,650.00				X
930	Field/Technical Equipment	OTT Orpheus Mini Water Level Logger	1,744.29				X
931	Field/Technical Equipment	Xlink 500 Verizon Data Logger	1,789.57				X
932	Field/Technical Equipment	Xlink 500 Verizon Data Logger	1,789.57				X
933	Field/Technical Equipment	Xlink 500 Verizon Data Logger	1,789.57				X
934	Field/Technical Equipment	Xlink 500 Verizon Data Logger	1,789.57				X
935	Field/Technical Equipment	Xlink 500 Verizon Data Logger	1,789.57				X
936	Field/Technical Equipment	Xlink 500 Verizon Data Logger	1,789.57				X
937	Field/Technical Equipment	Xlink 500 Verizon Data Logger	1,789.57				X
938	Field/Technical Equipment	Xlink 500 Verizon Data Logger	1,789.57				X
939	Field/Technical Equipment	Xlink 500 Verizon Data Logger	1,789.57				X
940	Field/Technical Equipment	Xlink 500 Verizon Data Logger	1,789.57				X
941	Field/Technical Equipment	Xlink 500 Verizon Data Logger	1,789.57				X
942	Field/Technical Equipment	Xlink 500 Verizon Data Logger	1,789.57				X
943	Field/Technical Equipment	Xlink 500 Verizon Data Logger	1,789.57				X
944	Field/Technical Equipment	Xlink 500 Verizon Data Logger	1,789.57				X
945	Field/Technical Equipment	Xlink 500 Verizon Data Logger	1,789.57				X
946	Field/Technical Equipment	Sutron 7310 Data Logger w/ CDMA Modem	1,821.48				X
947	Field/Technical Equipment	Sutron 7310 Data Logger w/ CDMA Modem	1,821.56				X
948	Field/Technical Equipment	Sutron 7310 Data Logger w/ CDMA Modem	1,821.56				X
949	Field/Technical Equipment	Sutron 7310 Data Logger w/ CDMA Modem	1,821.56				X
950	Field/Technical Equipment	Sutron 7310 Data Logger w/ CDMA Modem	1,821.56				X
951	Field/Technical Equipment	Sutron 7310 Data Logger w/ CDMA Modem	1,821.56				X
952	Field/Technical Equipment	Sutron 7310 Data Logger w/ CDMA Modem	1,821.56				X
953	Field/Technical Equipment	Sutron 7310 Data Logger	1,821.56				X
954	Field/Technical Equipment	Sutron 7310 Data Logger	1,821.56				X
955	Field/Technical Equipment	Sutron 7310 Data Logger	1,821.56				X
956	Field/Technical Equipment	Sutron 7310 Data Logger	1,821.56				X
957	Field/Technical Equipment	Sutron 7310 Data Logger	1,821.56				X
958	Field/Technical Equipment	Sutron 7310 Data Logger	1,821.56				X
959	Field/Technical Equipment	Sutron 7310 Data Logger	1,821.56				X
960	Field/Technical Equipment	Sutron 7310 Data Logger	1,821.56				X
961	Field/Technical Equipment	Sutron 7310 Data Logger	1,821.56				X
962	Field/Technical Equipment	Sutron 7310 Data Logger	1,821.56				X

INVENTORIED ITEMS LESS THAN \$5,000							
April 2021							
No.	Asset Category	Asset	Price	<\$1k		\$1k - <\$5k	
				Keep in Inventory as Attractive	Remove from Inventory	Keep in Inventory as Attractive	Remove from Inventory
				Not Applicable to Financial Records		Remove from Financial Records	
963	Field/Technical Equipment	Sutron 7310 Data Logge	1,821.56				X
964	Field/Technical Equipment	H-500 XL Data Logger	1,840.91				X
965	Field/Technical Equipment	Trimble Nomad 800B GPS	1,865.50				X
966	Field/Technical Equipment	Trimble Nomad 800B w/keyboard and 51	1,865.50				X
967	Field/Technical Equipment	Trimble Nomad 800B GPS	1,865.50				X
968	Field/Technical Equipment	Trimble Nomad 800B GPS	1,865.50				X
969	Field/Technical Equipment	Trimble Nomad 800B GPS	1,865.50				X
970	Field/Technical Equipment	6150 Rox Optical Dissolved Oxygen Sensor	1,870.00				X
971	Field/Technical Equipment	Keller PR36XiW-CTD	1,881.00				X
972	Field/Technical Equipment	Iridium Satellite Data Modem	1,889.00				X
973	Field/Technical Equipment	Iridium Satellite Data Modem	1,889.00				X
974	Field/Technical Equipment	Iridium Satellite Data Modem	1,889.00				X
975	Field/Technical Equipment	Iridium Satellite Data Modem	1,889.00				X
976	Field/Technical Equipment	Iridium Satellite Data Modem	1,889.00				X
977	Field/Technical Equipment	Iridium Satellite Data Modem	1,889.00				X
978	Field/Technical Equipment	Iridium Satellite Data Modem	1,889.00				X
979	Field/Technical Equipment	Iridium Satellite Data Modem	1,889.00				X
980	Field/Technical Equipment	Iridium Satellite Data Modem	1,889.00				X
981	Field/Technical Equipment	Iridium Satellite Data Modem	1,889.00				X
982	Field/Technical Equipment	Iridium Satellite Data Modem	1,889.00				X
983	Field/Technical Equipment	Iridium Satellite Data Modem	1,889.00				X
984	Field/Technical Equipment	Iridium Satellite Data Modem	1,889.00				X
985	Field/Technical Equipment	Iridium Satellite Data Modem	1,889.00				X
987	Field/Technical Equipment	Waterlog Storm 3-03 Data Logger	1,898.57				X
988	Field/Technical Equipment	Waterlog Storm-3 Data Logger	1,898.57				X
989	Field/Technical Equipment	Waterlog Storm3-03 Data Logger	1,898.57				X
990	Field/Technical Equipment	Waterlog Storm3-03 Data Logger	1,898.57				X
991	Field/Technical Equipment	Waterlog Storm3-03 Data Logger	1,898.57				X
992	Field/Technical Equipment	Waterlog Storm3-03 Data Logger	1,898.58				X
993	Field/Technical Equipment	9210 XLite Data Recorder	1,905.50				X
994	Field/Technical Equipment	9210 XLite Data Recorder	1,905.50				X
995	Field/Technical Equipment	9210 XLite Data Recorder	1,905.50				X
999	Field/Technical Equipment	OTT PLS-C Level Sensor	1,964.09				X
1000	Field/Technical Equipment	H-500XL Data Logger S750	1,968.29				X
1002	Field/Technical Equipment	Handar 550B Logger	2,037.49				X
1004	Field/Technical Equipment	Handar 550B Logger	2,051.84				X
1006	Field/Technical Equipment	Sutron Remote Level Radar Sensor	2,076.00				X
1007	Field/Technical Equipment	Radar Level Sensor	2,076.00				X
1008	Field/Technical Equipment	Radar Level Sensor	2,076.00				X
1009	Field/Technical Equipment	Radar Level Sensor	2,076.00				X
1010	Field/Technical Equipment	CDMALINK Data Logging System	2,107.83				X
1011	Field/Technical Equipment	CDMALINK Data Logging System	2,107.83				X
1012	Field/Technical Equipment	CDMALINK Data Logging System	2,107.83				X
1013	Field/Technical Equipment	CDMALINK Data Logging System	2,107.83				X
1014	Field/Technical Equipment	CDMALINK Data Logging System	2,107.83				X
1015	Field/Technical Equipment	CDMALINK Data Logging System	2,107.83				X
1016	Field/Technical Equipment	CDMALINK Data Logging System	2,107.83				X
1017	Field/Technical Equipment	CDMALINK Data Logging System	2,107.83				X
1018	Field/Technical Equipment	CDMALINK Data Logging System	2,107.83				X
1019	Field/Technical Equipment	CDMALINK Data Logging System	2,107.83				X
1020	Field/Technical Equipment	CDMALINK Data Logging System	2,107.83				X
1021	Field/Technical Equipment	CDMALINK Data Logging System	2,107.87				X
1024	Field/Technical Equipment	Solinst Model 107 TLC Meter, 1000'-Portable	2,161.80				X
1025	Field/Technical Equipment	Aqua Troll 200 CTD Logger	2,174.00				X
1026	Field/Technical Equipment	Aqua Troll 200 CTD Logger	2,174.00				X
1027	Field/Technical Equipment	Aqua Troll 200 CTD Logger	2,174.00				X
1028	Field/Technical Equipment	Aqua Troll 200 CTD Logger	2,174.00				X
1029	Field/Technical Equipment	RediFlo Controller-VFD	2,223.64				X
1030	Field/Technical Equipment	OTT PLS Level Sensor	2,250.91				X
1032	Field/Technical Equipment	Keller DCX22VG Water Quality Sensor	2,308.00				X
1033	Field/Technical Equipment	Keller DCX22VG Water Quality Sensor	2,362.00				X
1034	Field/Technical Equipment	CDMA - Link Turnkey Monitoring Station	2,390.00				X
1035	Field/Technical Equipment	CDMA - Link Turnkey Monitoring Station	2,390.00				X

INVENTORIED ITEMS LESS THAN \$5,000							
April 2021							
No.	Asset Category	Asset	Price	<\$1k		\$1k - <\$5k	
				Keep in Inventory as Attractive	Remove from Inventory	Keep in Inventory as Attractive	Remove from Inventory
				Not Applicable to Financial Records		Remove from Financial Records	
1036	Field/Technical Equipment	CDMA Link Data Logger	2,390.00				X
1037	Field/Technical Equipment	CDMA Link Turnkey Monitoring Station	2,390.00				X
1038	Field/Technical Equipment	CDMA Link Turnkey Monitoring Station	2,390.00				X
1039	Field/Technical Equipment	CDMA Link Turnkey Monitoring Station S648	2,390.00				X
1040	Field/Technical Equipment	CDMA Link Turnkey Monitoring Station	2,390.00				X
1041	Field/Technical Equipment	CDMA Link Turnkey Monitoring Station S29	2,390.00				X
1042	Field/Technical Equipment	CDMA Link Turnkey Monitoring Station	2,390.00				X
1043	Field/Technical Equipment	CDMA Link Turnkey Monitoring Station	2,390.00				X
1044	Field/Technical Equipment	CDMA Link Turnkey Monitoring Station	2,390.00				X
1048	Field/Technical Equipment	YSI 650 Hand Held Logger & Display	2,472.00				X
1049	Field/Technical Equipment	Grundfos Redi-Flo2 Submersible pump	2,484.05				X
1052	Field/Technical Equipment	OTT CBS 15M-HA Bubbler	2,623.31				X
1053	Field/Technical Equipment	OTT CBS 15M-HA Bubbler	2,623.32				X
1054	Field/Technical Equipment	Aqua Troll 200 Water Level Sensor	2,649.78				X
1055	Field/Technical Equipment	556-02 MPS Yellow Springs Inst	2,665.00				X
1057	Field/Technical Equipment	Rediflow 3 1.5HP Sub Pump	2,718.00				X
1058	Field/Technical Equipment	OTT PLS Level Sensor	2,801.33				X
1059	Field/Technical Equipment	Sutron 9210- Iridium Telemetry Datalogger	2,863.00				X
1060	Field/Technical Equipment	Handar 550B Logger	2,881.84				X
1063	Field/Technical Equipment	Verizon Network Extender	2,999.99				X
1064	Field/Technical Equipment	Pulse Radar Water Level Sensor	3,020.00				X
1065	Field/Technical Equipment	Redi-Flo Submersible Pump w/ lead kit & status box & cooling shroud	3,128.04				X
1067	Field/Technical Equipment	Satlink 3 Logger	3,295.00				X
1068	Field/Technical Equipment	Waterlog H-3553	3,306.00				X
1069	Field/Technical Equipment	Waterlog H-3553 Water Level Bubbler	3,310.00				X
1070	Field/Technical Equipment	RediFlo 2 Sampling Pump System	3,406.50				X
1071	Field/Technical Equipment	Flying Fox Towing System	3,435.23				X
1073	Field/Technical Equipment	H-522+ Data Logger	3,475.74				X
1074	Field/Technical Equipment	H-522+ Data Logger	3,475.74				X
1075	Field/Technical Equipment	H-522 Data Logger	3,475.74				X
1076	Field/Technical Equipment	H522+ Data Logger	3,475.74				X
1077	Field/Technical Equipment	Thrifty 12x24 Aluminum Building	3,495.00				X
1078	Field/Technical Equipment	H-522+ Data Recorder	3,500.00				X
1079	Field/Technical Equipment	H-522+ Data Recorder	3,500.00				X
1080	Field/Technical Equipment	H-522+ Data Recorder	3,500.00				X
1081	Field/Technical Equipment	H-522+ Data Recorder	3,500.00				X
1082	Field/Technical Equipment	H-522+ Data Recorder	3,500.00				X
1083	Field/Technical Equipment	H-522+ Data Recorder	3,500.00				X
1084	Field/Technical Equipment	H-522+ Data Recorder	3,500.00				X
1085	Field/Technical Equipment	H-522+ Data Recorder	3,500.00				X
1086	Field/Technical Equipment	H-522+ Data Recorder	3,500.00				X
1087	Field/Technical Equipment	H-522+ Data Recorder	3,500.00				X
1088	Field/Technical Equipment	H-522+ Data Recorder	3,500.00				X
1089	Field/Technical Equipment	H-522+ Data Recorder	3,500.00				X
1093	Field/Technical Equipment	Sutron 9210 Data Logger	3,684.00				X
1094	Field/Technical Equipment	Sutron 9210 XLite	3,684.00				X
1095	Field/Technical Equipment	Sutron 9210	3,684.00				X
1096	Field/Technical Equipment	Iridium Satellite Data Modem	3,684.00				X
1097	Field/Technical Equipment	Sutron 9210	3,684.00				X
1098	Field/Technical Equipment	Sutron 9210 XLite	3,684.00				X
1099	Field/Technical Equipment	Sutron 9210 XLite	3,684.00				X
1100	Field/Technical Equipment	Iridium Satellite Data Modem	3,684.00				X
1101	Field/Technical Equipment	Sutron 9210 -Iridium Telemetry Datalogger	3,684.00				X
1102	Field/Technical Equipment	Sutron 9210	3,684.00				X
1103	Field/Technical Equipment	Sutron 9210	3,684.00				X

INVENTORIED ITEMS LESS THAN \$5,000							
April 2021							
No.	Asset Category	Asset	Price	<\$1k		\$1k - <\$5k	
				Keep in Inventory as Attractive	Remove from Inventory	Keep in Inventory as Attractive	Remove from Inventory
				Not Applicable to Financial Records		Remove from Financial Records	
1104	Field/Technical Equipment	Sutron 9210- Iridium Telemetry Datalogger	3,684.00				X
1105	Field/Technical Equipment	Sutron 9210	3,684.00				X
1106	Field/Technical Equipment	Sutron 9210 X Lite	3,684.00				X
1107	Field/Technical Equipment	Sutron 9210	3,684.00				X
1108	Field/Technical Equipment	Sutron 9210 Xlite	3,684.00				X
1109	Field/Technical Equipment	Sutron 9210-Iridium Telemetry Data Logger	3,684.00				X
1110	Field/Technical Equipment	Sutron 9210 Xlite	3,684.00				X
1111	Field/Technical Equipment	Sutron 9210	3,684.00				X
1112	Field/Technical Equipment	GOES Datalogger H522 XL	3,701.34				X
1113	Field/Technical Equipment	GOES Datalogger H522 XL	3,701.34				X
1114	Field/Technical Equipment	H-522 Datalogger	3,809.00				X
1115	Field/Technical Equipment	H-522P-V2 Data Logger	3,812.00				X
1116	Field/Technical Equipment	H-522P-V2 Data Logger	3,812.00				X
1117	Field/Technical Equipment	Redi-Flo Submersible Pump w/ lead kit & status box	3,918.02				X
1118	Field/Technical Equipment	Brown Harrow for Holland Tractor	4,142.00				X
1121	Field/Technical Equipment	Sutron Data Logger	4,277.88				X
1122	Field/Technical Equipment	Sutron Data Logger w/Modem + Cables R683	4,277.88				X
1123	Field/Technical Equipment	Sutron Data Logger	4,277.88				X
1124	Field/Technical Equipment	Surton Data Logger w/Modem+ Cables R681	4,277.88				X
1125	Field/Technical Equipment	Sutron 9210 Data Logger	4,277.88				X
1126	Field/Technical Equipment	Sutron 9210	4,277.88				X
1127	Field/Technical Equipment	Bush Hog-Econfinia Field Office	4,295.00				X
1128	Field/Technical Equipment	Water Velocity Meter	4,437.72				X
1130	Field/Technical Equipment	Cyclops 7 Crude Oil Fluorometer	4,555.00				X
1131	Field/Technical Equipment	YSI 600XL Multi Parm Sonde w/ DOPH & Cbl	4,576.36				X
1132	Field/Technical Equipment	Storage Rack for Lumber	4,680.00				X
1133	Field/Technical Equipment	Storage Rack for Lumber	4,680.00				X
1135	Field/Technical Equipment	YSI 6820 Multi Parameter Sonde/ Display	4,819.55				X
1139	Furniture	Teknion Workstation- Desk and Walls	2,428.00				X
1140	Furniture	Teknion Workstation- Desk and Cubicle Walls	2,428.04				X
1141	Furniture	Teknion Workstation- Desk and Walls	2,428.04				X
1142	Furniture	Teknion Workstation- Desk and Walls	2,428.04				X
1143	Furniture	Teknion Workstation- Desk and Walls	2,428.04				X
1144	Furniture	Teknion Workstation- Desk and Walls	2,428.04				X
1145	Furniture	Teknion Workstation- Desk and Walls	2,428.04				X
1146	Furniture	Teknion Workstation- Desk and Walls	2,428.04				X
1147	Furniture	Teknion Workstation- Desk and Walls	2,428.04				X
1150	Furniture	Round Conference Table			X		
1168	Maintenance, Grounds and Shop	Stihl FS85 Weed Eater	-		X		
1169	Maintenance, Grounds and Shop	Stihl FS85 Weed Eater	-		X		
1174	Maintenance, Grounds and Shop	Vehicle Lift	1,250.91				X
1177	Maintenance, Grounds and Shop	Freon Recovery Center	2,249.10				X
1180	Maintenance, Grounds and Shop	Ferris Turbo Max Ez Dump	2,970.00				X
1181	Maintenance, Grounds and Shop	JD 709 Heavy Duty Integral rotary cutter	3,401.07				X
1182	Maintenance, Grounds and Shop	Bush Hog Hydraulic Grader Blade	3,927.00				X
1183	Maintenance, Grounds and Shop	Stihl FS111 Weed Trimmer			X		
1185	Office Furniture and Equipment	4 Drawer Desk	-		X		
1186	Office Furniture and Equipment	4 Drawer Desk	-		X		
1187	Office Furniture and Equipment	4 Drawer Desk	-		X		
1188	Office Furniture and Equipment	5 Drawer Desk	-		X		
1189	Office Furniture and Equipment	5 Drawer Desk	-		X		
1190	Office Furniture and Equipment	5 Drawer Desk	-		X		
1191	Office Furniture and Equipment	Center Desk	-		X		
1192	Office Furniture and Equipment	Desk	-		X		

INVENTORIED ITEMS LESS THAN \$5,000							
April 2021							
No.	Asset Category	Asset	Price	<\$1k		\$1k - <\$5k	
				Keep in Inventory as Attractive	Remove from Inventory	Keep in Inventory as Attractive	Remove from Inventory
				Not Applicable to Financial Records		Remove from Financial Records	
1193	Office Furniture and Equipment	Desk	-		X		
1194	Office Furniture and Equipment	Desk	-		X		
1195	Office Furniture and Equipment	Desk	-		X		
1196	Office Furniture and Equipment	Desk	-		X		
1197	Office Furniture and Equipment	Desk	-		X		
1198	Office Furniture and Equipment	Desk	-		X		
1199	Office Furniture and Equipment	Desk	-		X		
1200	Office Furniture and Equipment	Desk	-		X		
1201	Office Furniture and Equipment	Desk Bridge	-		X		
1202	Office Furniture and Equipment	Desk Bridge	-		X		
1203	Office Furniture and Equipment	Desk Hutch	-		X		
1204	Office Furniture and Equipment	Desk Return	-		X		
1205	Office Furniture and Equipment	Desk Return	-		X		
1206	Office Furniture and Equipment	Desk Right return	-		X		
1207	Office Furniture and Equipment	Desk w/hutch	-		X		
1208	Office Furniture and Equipment	Desk w/return	-		X		
1209	Office Furniture and Equipment	Desk	-		X		
1210	Office Furniture and Equipment	Right Desk to lft rtn 1357	-		X		
1211	Office Furniture and Equipment	Right side half circle desk with 2 drawer side file	-		X		
1215	Office Furniture and Equipment	Desk-Foyer	-		X		
1216	Office Furniture and Equipment	Desk	-		X		
1217	Office Furniture and Equipment	Desk	-		X		
1218	Office Furniture and Equipment	Desk	-		X		
1219	Office Furniture and Equipment	Desk	-		X		
1220	Office Furniture and Equipment	4 Drawer Desk	-		X		
1221	Office Furniture and Equipment	4 Drawer Desk	-		X		
1222	Office Furniture and Equipment	4 Drawer Desk	-		X		
1224	Office Furniture and Equipment	4 Drawer Desk	-		X		
1225	Office Furniture and Equipment	Computer Desk	-		X		
1226	Office Furniture and Equipment	Desk	-		X		
1227	Office Furniture and Equipment	Desk	-		X		
1229	Office Furniture and Equipment	Desk	-		X		
1230	Office Furniture and Equipment	Desk	-		X		
1231	Office Furniture and Equipment	Desk	-		X		
1232	Office Furniture and Equipment	Desk Return	-		X		
1233	Office Furniture and Equipment	4 Drawer Desk	-		X		
1234	Office Furniture and Equipment	Drilling: The Manual of Methods, Applications, & Management	141.30				X
1238	Office Furniture and Equipment	COGNAC Pedestal Desk	687.92		X		
1239	Office Furniture and Equipment	COGNAC Pedestal Desk	687.92		X		
1240	Office Furniture and Equipment	COGNAC Pedestal Desk	687.92		X		
1241	Office Furniture and Equipment	COGNAC Pedestal Desk	687.92		X		
1242	Office Furniture and Equipment	COGNAC Pedestal Desk	687.92		X		
1243	Office Furniture and Equipment	Lateral File	1,012.90				X
1244	Office Furniture and Equipment	Credenza	1,017.13				X
1245	Office Furniture and Equipment	PolyCom Sound Station	1,020.00				X
1246	Office Furniture and Equipment	Desk Left return	1,024.15				X
1247	Office Furniture and Equipment	Desk w/Return	1,024.15				X
1248	Office Furniture and Equipment	Desk	1,032.75				X
1249	Office Furniture and Equipment	Desk	1,032.75				X
1250	Office Furniture and Equipment	Desk	1,032.75				X
1251	Office Furniture and Equipment	Desk	1,066.36				X
1252	Office Furniture and Equipment	Hutch	1,085.55				X
1253	Office Furniture and Equipment	Desk	1,105.08				X
1254	Office Furniture and Equipment	5 Drawer Desk	1,107.04				X
1255	Office Furniture and Equipment	Martin Yale 829233 Paper Folder	1,115.27				X
1256	Office Furniture and Equipment	Bowfront Desk w/Double Ped, kybd tray	1,121.79				X
1257	Office Furniture and Equipment	Desk w/return	1,145.54				X
1258	Office Furniture and Equipment	Indiana Desk w/ Return	1,211.12				X
1259	Office Furniture and Equipment	Indiana Desk w/ Return	1,211.12				X
1261	Office Furniture and Equipment	Desk	1,246.75				X
1262	Office Furniture and Equipment	Desk	1,249.83				X
1265	Office Furniture and Equipment	Desk w/return	1,267.65				X
1266	Office Furniture and Equipment	Desk	1,308.80				X
1267	Office Furniture and Equipment	Credenza	1,312.10				X
1272	Office Furniture and Equipment	Desk	1,326.60				X
1273	Office Furniture and Equipment	Desk	1,326.60				X
1274	Office Furniture and Equipment	Desk	1,343.20				X
1275	Office Furniture and Equipment	Desk w/Return	1,347.80				X

INVENTORIED ITEMS LESS THAN \$5,000							
April 2021							
No.	Asset Category	Asset	Price	<\$1k		\$1k - <\$5k	
				Keep in Inventory as Attractive	Remove from Inventory	Keep in Inventory as Attractive	Remove from Inventory
				Not Applicable to Financial Records		Remove from Financial Records	
1276	Office Furniture and Equipment	Desk w/Return	1,347.80				X
1277	Office Furniture and Equipment	Desk	1,347.80				X
1278	Office Furniture and Equipment	Desk w/Return	1,347.80				X
1279	Office Furniture and Equipment	Desk w/Return	1,347.80				X
1280	Office Furniture and Equipment	Desk	1,347.80				X
1281	Office Furniture and Equipment	Desk	1,347.80				X
1282	Office Furniture and Equipment	Desk	1,347.80				X
1283	Office Furniture and Equipment	Desk w/Return	1,347.80				X
1284	Office Furniture and Equipment	Desk	1,347.80				X
1285	Office Furniture and Equipment	Desk w/Return	1,347.80				X
1286	Office Furniture and Equipment	Desk w/Return	1,347.80				X
1287	Office Furniture and Equipment	Indiana Conference Table Top w/Base	1,352.10				X
1288	Office Furniture and Equipment	Desk	1,356.60				X
1289	Office Furniture and Equipment	Desk Return	1,356.60				X
1290	Office Furniture and Equipment	Desk	1,363.54				X
1291	Office Furniture and Equipment	Desk	1,363.54				X
1292	Office Furniture and Equipment	GBC C800 Pro Electric Binder/Punch	1,397.51				X
1293	Office Furniture and Equipment	Conference Table	1,402.84				X
1299	Office Furniture and Equipment	Polycorn Sound Station VTX1000	1,499.00				X
1300	Office Furniture and Equipment	Desk	1,502.55				X
1301	Office Furniture and Equipment	Desk	1,502.55				X
1302	Office Furniture and Equipment	Bookshelf	1,524.79				X
1303	Office Furniture and Equipment	Bookshelf	1,524.79		X		
1304	Office Furniture and Equipment	Desk	1,558.47				X
1305	Office Furniture and Equipment	Desk	1,572.15				X
1306	Office Furniture and Equipment	Desk	1,612.05				X
1307	Office Furniture and Equipment	Desk	1,626.90				X
1308	Office Furniture and Equipment	Desk	1,629.00				X
1309	Office Furniture and Equipment	Desk	1,629.00				X
1310	Office Furniture and Equipment	Desk	1,641.50				X
1311	Office Furniture and Equipment	Shelf	1,663.88				X
1312	Office Furniture and Equipment	Desk Return	1,664.70				X
1314	Office Furniture and Equipment	Desk	1,703.95				X
1315	Office Furniture and Equipment	Hutch	1,771.55				X
1316	Office Furniture and Equipment	Desk	1,777.35				X
1317	Office Furniture and Equipment	Fire Proof File Cabinet	1,795.85				X
1318	Office Furniture and Equipment	Amortex Bullet Proof Panels for Boardroom Dais	1,797.00				X
1319	Office Furniture and Equipment	Desk	1,809.00				X
1320	Office Furniture and Equipment	Lateral File	1,825.21				X
1321	Office Furniture and Equipment	Desk	1,879.25				X
1322	Office Furniture and Equipment	Desk	1,879.25				X
1323	Office Furniture and Equipment	Corner Desk Unit	1,942.94				X
1324	Office Furniture and Equipment	Fire Proof File Cabinet	1,959.00				X
1325	Office Furniture and Equipment	Conference Table	2,080.28				X
1326	Office Furniture and Equipment	Desk	2,097.10				X
1327	Office Furniture and Equipment	Reception Desk/return/risers/task light	2,103.60				X
1328	Office Furniture and Equipment	Fargo 55100 ID Card Printer	2,149.00				X
1329	Office Furniture and Equipment	Desk Left return	2,169.24				X
1330	Office Furniture and Equipment	Desk Right return	2,191.08				X
1331	Office Furniture and Equipment	Desk	2,231.90				X
1332	Office Furniture and Equipment	Desk	2,249.90				X
1333	Office Furniture and Equipment	Multimedia Smart Podium	2,295.46				X
1334	Office Furniture and Equipment	Right side bow front desk	2,335.15				X
1335	Office Furniture and Equipment	Creston DM-RMC Scaler for AV Eqt for Bd Rm. See Tag 00625	2,370.00				X
1336	Office Furniture and Equipment	10-drawer Map Case w/top/base/lock	2,629.33				X
1337	Office Furniture and Equipment	10-drawer Map Case w/top/base/lock	2,629.33				X
1338	Office Furniture and Equipment	Desk	2,635.69				X
1339	Office Furniture and Equipment	Desk	2,764.20				X
1341	Office Furniture and Equipment	Ice O Matic Ice Machine	2,881.93				X
1343	Office Furniture and Equipment	Desk	3,001.60				X
1345	Office Furniture and Equipment	4 Map File Cabinets	3,077.47				X
1347	Office Furniture and Equipment	Desk	3,355.20				X
1348	Office Furniture and Equipment	Desk	3,355.20				X
1353	Office Furniture and Equipment	Desk	3,977.97				X

INVENTORIED ITEMS LESS THAN \$5,000							
April 2021							
No.	Asset Category	Asset	Price	<\$1k		\$1k - <\$5k	
				Keep in Inventory as Attractive	Remove from Inventory	Keep in Inventory as Attractive	Remove from Inventory
				Not Applicable to Financial Records		Remove from Financial Records	
1354	Office Furniture and Equipment	Desk	4,201.56				X
1355	Office Furniture and Equipment	Desk	4,263.90				X
1399	Vehicles, Trailers and Watercraft	Honda Bush Hog GT 42 Series	1,895.00				X
1400	Vehicles, Trailers and Watercraft	Winch w/ Brush Guard - Grill Guard-WMD2089	2,021.90				X
1401	Vehicles, Trailers and Watercraft	Winch for New Lands Truck-WMD96216	2,040.14				X
			1,066,517.74	0	61	0	585

NORTHWEST FLORIDA WATER MANAGEMENT DISTRICT

MEMORANDUM

TO: Governing Board

THROUGH: Brett J. Cyphers, Executive Director
Lyle Seigler, Chief of Staff

FROM: Frank Powell, Director, Division of Asset Management

DATE: March 24, 2021

SUBJECT: Consideration of Amendment No. 1 to the Gaskin *et al* Conservation Easement in Gulf County

Staff Recommendation:

Staff recommends the Governing Board approve Amendment No. 1 to the Gaskin *et al* Conservation Easement and authorize the Executive Director to sign Amendment No. 1, subject to legal counsel review.

Background:

The District purchased a Conservation Easement in June 2003 from Gaskin *et al*. This property is located in Gulf County and has frontage on Dead Lakes (see attached maps).

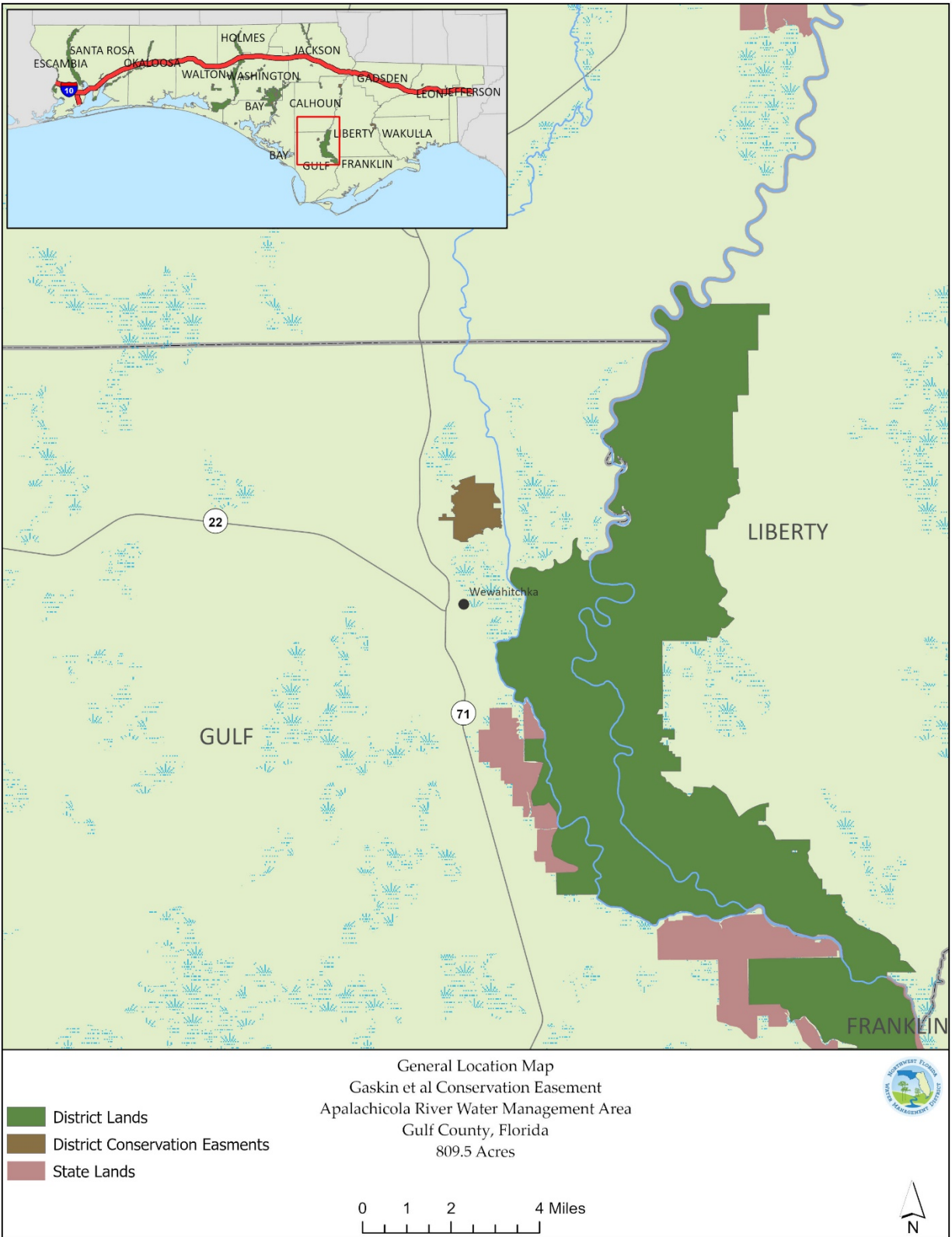
In October 2018, the Gaskin Conservation Easement was impacted by Hurricane Michael. The owners are requesting to work with the District so they can remove the downed, damaged timber in the hardwood forest areas of the property.

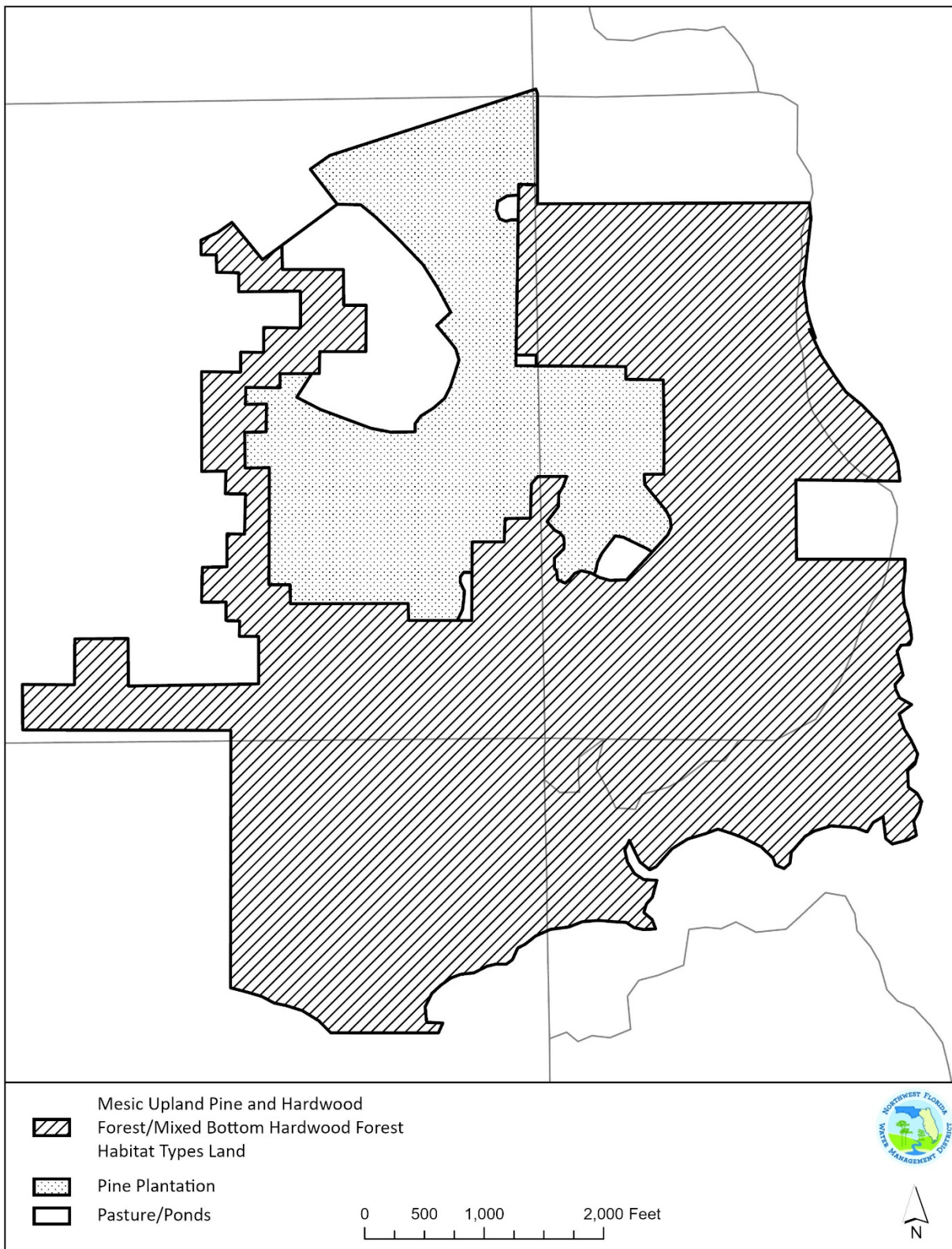
To assist with the restoration and reforestation of the property, the owners would like to apply for a grant through the Timber Recovery Block Grant Program managed by the State of Florida (Division of Emergency Management). This grant provides assistance to the landowner to help recover the damaged or destroyed timber as a result of Hurricane Michael. The Gaskin Conservation Easement property is located within an eligible county according to the DEM Block Grant Program.

Paragraph 2(f) in the Conservation Easement currently allows the Grantee (the District), at its sole discretion, to cut and remove timber damaged by natural disaster from the forested wetlands. As shown below, staff would like to revise the paragraph to change Grantee (the District) to Grantors (Gaskin *et al*). Through the amendment, paragraph 2(f) will be deleted and paragraph 4(m) as shown below will be added. The revisions have been shown using “strike through” for deletions and “underline” for new text.

“The right of ~~Grantee~~ Grantors in ~~its~~ their sole discretion to cut and remove mesic upland pine and hardwood forest/mixed bottomland hardwood forest timber damaged by natural disaster, fire, infestation or the like on the mesic upland pine and hardwood forest habitat and mixed bottomland hardwood forest habitat (forested wetlands) portion of the Property ~~outside the boundaries of the Reserved Property~~. In such event, the Grantors shall submit a restoration/conservation plan to the Grantee to which both parties shall agree which damaged timber is to be removed. Reforestation shall be conducted by Grantors according to such plan. Any such cutting ~~and~~, removal, restoration and reforestation shall be at the expense of ~~Grantee Grantors~~ and all proceeds from the sale of any such timber shall inure to the benefit of ~~Grantee~~ Grantors. The ownership and management of established pine plantations located within the mesic upland pine and hardwood forest/mixed bottomland hardwood forest habitat type areas as delineated and depicted on Exhibit “B” will remain with Grantors.”

FP/cb





NORTHWEST FLORIDA WATER MANAGEMENT DISTRICT
PUBLIC HEARING FOR REGULATORY MATTERS
A G E N D A

District Headquarters
81 Water Management Drive
Havana, Florida 32333
10 Miles West of Tallahassee
U.S. Highway 90

Thursday
April 8, 2021
1:05 p.m., ET

Note: Appeal from any NFWFMD Final Agency Action requires a record of the proceedings. Although Governing Board meetings are normally recorded, affected persons are advised that it may be necessary for them to ensure that a verbatim record of the proceedings is made, including the testimony and evidence upon which the appeal is to be based. Persons with disabilities or handicaps who need assistance or reasonable accommodation in order to participate in these meetings should contact the District at least 72 hours in advance of these meetings to make appropriate arrangements.

PART I — CONSENT AGENDA

• WATER USE PERMITS

A. Permit Modification

A-1 Applicant: Daniel Colvin, North American Farms Inc
App. No.: 2B-063-5754-7
Use: Agricultural

Authorization Statement: This Permit authorizes the Permittee to make an average annual withdrawal of 3.614 million gallons per day (260.51 million gallons per month maximum) of groundwater from the Floridan aquifer for agricultural use.

Duration Recommended: Same as Original Permit, January 1, 2035
Staff Recommendation: Approval
Public Comment Received: No

WATER USE TECHNICAL STAFF REPORT
10-March-2021
Application No.: 2B-063-5754-7

Owner: Daniel Colvin
North American Farms Inc
5559 Concord Road
Bascom, FL 32423
(850) 569-2881

Applicant: Daniel Colvin
North American Farms Inc
5559 Concord Road
Bascom, FL 32423
(850) 569-2881

Agent: Daniel Colvin
North American Farms Inc
5559 Concord Road
Bascom, FL 32423
(850) 569-2881

Compliance Contact: Sol Nieto
North American Farms Inc
5559 Concord Road
Bascom, FL 32423-9209
(850) 569-2034

Project Name: North American Farms Inc

County: Jackson

WRCA: N/A

ARC: N/A

Objectors: No

This Permit authorizes the Permittee to make an average annual withdrawal of 3.614 million gallons per day (260.51 million gallons per month maximum) of groundwater from the Floridan aquifer for agricultural use.

Recommendation: Approval

Reviewers: Lindsay Furr; Kristine Locke; Beth Perison

RECOMMENDED PERMIT DURATION AND COMPLIANCE REPORTING:

Staff recommends the permit expiration date remain January 1, 2035. The Permittee is required to submit and comply with all information and data pursuant to the conditions set forth in the permit.

WITHDRAWAL INFORMATION:

Water Use	North American Farms Inc (WUP 5754-6) Permitted	Suwannee Farms, LLC (WUP 17288-1) Permitted	Requested	Recommended
Average Day (GPD)	3,540,000	74,000	3,614,000	3,614,000
Maximum Month (GAL)	251,200,000	9,310,000	260,510,000	260,510,000

DESCRIPTION:

North American Farms Inc (NAF) requests modification of Individual Water Use Permit (IWUP) No. 2B-063-5754-6 to combine it with existing IWUP No. 2E-063-17288-1 thereby incorporating all wells on the contiguous parcels operated by NAF into one permit, requests authorization to include three agricultural irrigation wells that were constructed under the Hurricane Michael Emergency Order, and requests authorization to construct one agricultural irrigation well. The applicant requests continued authorization of groundwater withdrawals from the Floridan aquifer for agricultural irrigation uses without changes to the currently permitted withdrawal amounts. Drawdowns are not anticipated to interfere with existing legal uses.

PERMIT APPLICATION REVIEW:

Section 373.223, Florida Statutes (F.S.), and section 40A-2.301, Florida Administrative Code (F.A.C.), require an applicant to establish that the proposed use of water:

- (a) Is a reasonable-beneficial use;
- (b) Will not interfere with any presently existing legal use of water; and,
- (c) Is consistent with the public interest.

In addition, the above requirements are detailed further in the District's Water Use Permit Applicant's Handbook. District staff have reviewed the water use permit application pursuant to the above-described requirements and have determined that the application meets the conditions for issuance of this permit.

RECOMMENDATION:

It is the determination of the staff that the water use amounts recommended, as conditioned, are reasonable-beneficial, consistent with the public's interest, and will not interfere with any presently existing legal use of water. This determination has been made according to provisions of Chapter 373, F.S., and Chapter 40A-2, F.A.C.

Staff recommends that the applicant be granted an Individual Water Use Permit for an annual average daily withdrawal of 3.614 million gallons; and a maximum monthly withdrawal of 260.51 million gallons. Staff also recommends that the expiration date of the permit remain January 1, 2035, and that the permit be conditioned as per the "Conditions for Issuance" included in Exhibit A of the permit document.

WELL INFORMATION:

Site Name: North American Farms Inc

Well Details								
District ID	Station Name	Casing Diameter (inches)	Casing Depth (feet)	Total Depth (feet)	Capacity (GPM)	Source Name	Status	Use Type
16552	NAF #11	12	120	145	1000	Floridan Aquifer (Undiff)	Active	Agricultural
16553	NAF #12	12	130	150	950	Floridan Aquifer (Undiff)	Active	Agricultural
16554	NAF #14-XIII	12	97	145	700	Floridan Aquifer (Undiff)	Active	Agricultural
16555	NAF #15-XIV	12	95	180	1100	Floridan Aquifer (Undiff)	Active	Agricultural
16556	NAF #13-XV	12	150	175	925	Floridan Aquifer (Undiff)	Active	Agricultural
16557	NAF #16	12	110	138	975	Floridan Aquifer (Undiff)	Active	Agricultural
16558	NAF #17	12	85	140	1000	Floridan Aquifer (Undiff)	Active	Agricultural
17449	NAF #1	12	121	186	Unknown	Floridan Aquifer (Undiff)	Inactive	Agricultural
17450	NAF #2	12	101	160	750	Floridan Aquifer (Undiff)	Active	Agricultural
17451	NAF #3	12	98	154	800	Floridan Aquifer (Undiff)	Active	Agricultural

Well Details								
District ID	Station Name	Casing Diameter (inches)	Casing Depth (feet)	Total Depth (feet)	Capacity (GPM)	Source Name	Status	Use Type
17452	NAF #4	12	105	175	1050	Floridan Aquifer (Undiff)	Active	Agricultural
17453	NAF #5	12	118	182	1075	Floridan Aquifer (Undiff)	Active	Agricultural
17454	NAF #6	12	160	175	990	Floridan Aquifer (Undiff)	Active	Agricultural
17455	NAF #7	12	102	195	950	Floridan Aquifer (Undiff)	Active	Agricultural
17456	NAF #8	12	100	165	500	Floridan Aquifer (Undiff)	Active	Agricultural
17457	NAF #9	12	112	385	970	Floridan Aquifer (Undiff)	Active	Agricultural
17458	NAF #10	12	91	139	800	Floridan Aquifer (Undiff)	Active	Agricultural
19297	NAF #19-GA #1	10	84	150	750	Floridan Aquifer (Undiff)	Active	Agricultural
19426	NAF #18	12	84	160	950	Floridan Aquifer (Undiff)	Active	Agricultural
19487	NAF #25-XIX	12	84	130	Unknown	Floridan Aquifer (Undiff)	Inactive	Agricultural
19488	NAF #22-XX	12	80	120	800	Floridan Aquifer (Undiff)	Active	Agricultural
19490	NAF #20-XXI	12	100	140	900	Floridan Aquifer (Undiff)	Active	Agricultural

Well Details								
District ID	Station Name	Casing Diameter (inches)	Casing Depth (feet)	Total Depth (feet)	Capacity (GPM)	Source Name	Status	Use Type
19581	NAF #1R	12	82	90	925	Floridan Aquifer (Undiff)	Active	Agricultural
250648	NAF #26	4	90	130	35	Floridan Aquifer (Undiff)	Active	Agricultural
284214	NAF #23	12	90	140	850	Floridan Aquifer (Undiff)	Active	Agricultural
284215	NAF #21	12	60	120	825	Floridan Aquifer (Undiff)	Active	Agricultural
293082	NAF #25R	12	60	100	850	Floridan Aquifer (Undiff)	Active	Agricultural
301110	NAF #24	12	100	140	1100	Floridan Aquifer (Undiff)	Proposed	Agricultural

Monitoring Well Details						
District ID	Station Name	Casing Diameter (inches)	Casing Depth (feet)	Total Depth (feet)	Source Name	Status
301111	NAF #27	2	39	48	Surficial (Undiff)	Inactive

WATER USE PERMIT

PERMIT NO.	<u>2B-063-5754-7</u>	DATE ISSUED	
PROJECT NAME:	<u>North American Farms Inc</u>	DATE RECEIVED:	<u>December 17, 2020</u>

A PERMIT AUTHORIZING:

This Permit authorizes the Permittee to make an average annual withdrawal of 3.614 million gallons per day (260.51 million gallons per month maximum) of groundwater from the Floridan aquifer for agricultural use.

LOCATION:

STR: Section 1, Township 6 North, Range 9 West; Sections 30, 31 and 32, Township 7 North, Range 8 West; Sections 4, 5, 6, 7 and 8, Township 6 North, Range 8 West; Sections 25, 26, 35 and 36, Township 7 North, Range 9 West

Jackson County

ISSUED TO:

North American Farms Inc
5559 Concord Road
Bascom, FL 32423

Permittee agrees to hold and save the Northwest Florida Water Management District and its successors harmless from any and all damages, claims, or liabilities which may arise from permit issuance. Said application, including all maps and specifications attached thereto, is by reference made a part hereof.

This permit does not convey to the Permittee any property rights nor any rights or privileges other than those specified herein, nor relieve the Permittee from complying with any law, regulation or requirement affecting the rights of other bodies or agencies.

This permit may be revoked, modified or transferred at any time pursuant to the appropriate provisions of Chapter 373, Florida Statutes, and Chapter 40A-2, Florida Administrative Code.

PERMIT IS CONDITIONED UPON:

See conditions on attached "Exhibit A," dated _____.

AUTHORIZED BY: Northwest Florida Water Management District
Division of Regulatory Services

By:

Signature

"EXHIBIT A"
CONDITIONS FOR ISSUANCE OF PERMIT NUMBER 2B-063-5754-7
North American Farms Inc
DATED _____

Specific Conditions

1. This permit shall expire on January 1, 2035.
2. This Permit authorizes the Permittee to make an average annual withdrawal of 3.614 million gallons per day (260.51 million gallons per month maximum) of groundwater from the Floridan aquifer for agricultural use. The individual facilities authorized to make this combined withdrawal are shown in the table below in the following condition. The total combined amounts of water withdrawn by all facilities listed shall not exceed the amounts identified above.
3. Withdrawal Facilities:

Facility ID #	FLUWID	Location SEC,TWN,RNG
NAF #1	AAA8875	Sec. 6, T6N, R8W
NAF #1R	AAR0432	Sec. 6, T6N, R8W
NAF #2	AAA8887	Sec. 6, T6N, R8W
NAF #3	AAA8877	Sec. 1, T6N, R9W
NAF #4	AAA8878	Sec. 1, T6N, R9W
NAF #5	AAA8882	Sec. 36, T7N, R9W
NAF #6	AAA8874	Sec. 31, T7N, R8W
NAF #7	AAA8881	Sec. 31, T7N, R8W
NAF #8	AAA8884	Sec. 31, T7N, R8W
NAF #9	AAA8873	Sec. 31, T7N, R8W
NAF #10	AAA8883	Sec. 32, T7N, R8W
NAF #11	AAA8885	Sec. 32, T7N, R8W
NAF #12	AAA8886	Sec. 6, T6N, R8W
NAF #13-XV	AAA8879	Sec. 25, T7N, R9W
NAF #14-XIII	AAA8880	Sec. 36, T7N, R9W
NAF #15-XIV	AAA8876	Sec. 36, T7N, R9W
NAF #16	AAD9037	Sec. 8, T6N, R8W
NAF #17	AAF8395	Sec. 5, T6N, R8W
NAF #18	AAP3853	Sec. 36, T7N, R9W
NAF #19-GA #1	AAP7644	Sec. 30, T7N, R8W
NAF #20-XXI	AAR0387	Sec. 5, T6N, R8W

NAF #21	AAR0377	Sec. 5, T6N, R8W
NAF #22-XX	AAR0388	Sec. 5, T6N, R8W
NAF #23	AAR0378	Sec. 32, T7N, R8W
NAF #24	TBD	Sec. 7, T6N, R8W
NAF #25-XIX	AAR0390	Sec. 25, T7N, R9W
NAF #25R	AAR0961	Sec. 25, T7N, R9W
NAF #26	TBD	Sec. 31, T7N, R8W

Monitor Facility:

Facility ID #	FLUWID	Location SEC,TWN,RNG
NAF #27	AAA8888	Sec. 1, T6N, R9W

4. The Permittee shall include the Individual Water Use Permit number and the well's Florida Unique Identification Number (e.g. AAA8875 for NAF #1) when submitting reports or otherwise corresponding with the District.
5. The Permittee, within 30 days of permit issuance, shall convert or properly abandon NAF #25R (AAR0961) constructed under TE-C-292599-1. The Permittee shall have the water well contractor submit to the District a Well Completion Report for this permit in a District-approved format. The Permittee shall contact a water well contractor to apply for and complete the abandonment of the test well, or the Permittee shall contact a water well contractor to apply for and complete the conversion of the test well should the test well meet the appropriate construction standards for permanent well use.
6. The Permittee, by January 31 of each year, shall submit a water use report for the previous calendar year (January – December), even if no water is used. The Permittee shall record the data required on Water Use/Pumpage Report Form (Form 166) until the automated flow meter system is brought online to active use; thereafter and no later than January 31, 2024, the Permittee shall record the data required on Water Use Summary Reporting Form (Form 172). The Permittee, if preferred, may submit the report electronically by downloading the correct form from the District website, filling it out properly, and e-mailing it to compliance@nwfwater.com. The next report is due by January 31, 2022.
7. The Permittee, by January 31 of each year, shall submit a status report using Form 168, Annual Crop Summary Report Form. The report shall include: type and acreage of crop(s) planted and irrigated; type(s) of irrigation system(s); and the number of livestock being watered.
8. The Permittee, by March 31, 2022, shall install and maintain in-line, totalizing flow meters at the well head(s) on all production wells excluding NAF #26. The Permittee within 30 days of bringing production wells NAF #1 and NAF #25-XIX online to active use shall install and maintain an in-line, totalizing flow meter at the well heads. The Permittee within 30 days of construction of proposed production well NAF #24 shall install and maintain an in-line, totalizing flow meter at the well head. The meters shall be maintained to be at least 95% accurate and any meter

determined defective must be replaced within 30 days of its discovery. The Permittee, within 30 days of flow meter installation, shall provide documentation to the District that the required flow meters have been installed and report the initial meter readings.

9. The Permittee within 30 days of bringing the automated flow meter system online to active use shall submit documentation of the flow meter calibration and accuracy rating for all production wells excluding NAF #26 to the District using the Flow Meter Accuracy Report Form (Form 170). The Permittee, by October 31, in years 2024, 2029, 2034, and at the time of requesting a permit modification or renewal, shall submit documentation of the flow meter calibration and accuracy rating for all production wells, excluding NAF #26, to the District using the Flow Meter Accuracy Report Form (Form 170). The Permittee, if preferred, may submit the report electronically by downloading the correct form from the District website, filling it out properly, and e-mailing it to compliance@nwfwater.com.
10. The Permittee, by October 31, 2024, 2029, and 2034, shall provide a description of water conservation and efficiency measures currently implemented or planned to be implemented during the permit duration to minimize groundwater and surface water withdrawals. Measures may include, but are not limited to: irrigation system evaluation using the Mobile Irrigation Lab (MIL); irrigation systems upgrades to improve efficiency; improvements to the operation and management of irrigation systems; enhancing reuse and recycling; limiting irrigation to early morning or evening hours to minimize evaporative losses; and other Best Management Practices.
11. The Permittee shall submit to the District in a single electronic submittal the following information by January 31, April 30, July 31 and October 31 of each year:

Static water level measurements conducted during the first two weeks of the above months for Floridan production wells NAF #2 (AAA8887), NAF #4 (AAA8878), NAF #7 (AAA8881), NAF #9 (AAA8873), NAF #16 (AAD9037) and NAF #17 (AAF8395) and for Surficial monitor well NAF #27 (AAA8888) using a District-approved water level measuring device. Water levels shall be taken following a 24-hour non-pumping period, as much as is practicable, reported as depth-to-water below a pre-defined measuring point. All measurements shall be taken from the same measuring point. If the measuring point is different from land surface elevation, then the Permittee shall provide the measuring point distance above or below land surface. All static water level reports shall include the date and time the well was turned off, date and time the measurement was taken, method and device used, and the water level measurement to 0.01 foot for steel/electric tape and 1.0 foot precision for airline methods, respectively. The Permittee, if utilizing the airline method, shall also report airline length, gauge reading, linear distance of the airline terminus from land surface, and a description of where the airline terminates (e.g. land surface, pump base, pressure gauge, etc.).
12. The Permittee shall annually evaluate the efficiency of each of its irrigation units and undertake necessary maintenance, repairs and upgrades to provide for the proper efficiency of its equipment. The Permittee shall maintain and repair the irrigation system to avoid the inefficient use of or loss of water through pipe leaks, broken sprinkler heads, and clogged emitters. The Permittee shall maintain the irrigation system to prevent wasteful runoff from the property associated with irrigation.

13. The Permittee shall equip the well and irrigation system with an anti-siphoning device if chemicals are to be applied through the irrigation system, as required by section 487.064, F.S.
14. The Permittee, prior to the construction, alteration and/or enhancement of any surface water withdrawal, diversion, or management system, shall contact the District to determine if a permit will be required. A permit would be required by the District for activities including creek sandbagging, sump excavation, and any maintenance beyond that considered routine or custodial.
15. The Permittee shall ensure that any new irrigation system(s) purchased is/are of an efficiency rating of 90% or greater.
16. The Permittee shall maximize the use of reclaimed water if it is available and its use is environmentally, economically and technically feasible.

Standard Conditions

17. All water uses authorized by this permit shall be implemented as conditioned by this permit, including any documents incorporated by reference in a permit condition. The District may revoke this permit, in whole or in part, or take enforcement action, pursuant to sections 373.136 or 373.243, F.S., unless a permit modification has been obtained to address the noncompliance.
18. The Permittee shall immediately notify the District in writing of any previously submitted information that is later discovered to be inaccurate.
19. This permit does not convey to the Permittee any property rights or privileges other than those specified herein, nor relieve the Permittee from complying with any applicable local government, state, or federal law, rule, or ordinance.
20. The Permittee shall notify the District in writing within 45 days of any sale, transfer, or conveyance of ownership or any other loss of permitted legal control of the project and/or related facilities from which the permitted water use is made. Where Permittee's control of the land subject to the permit was demonstrated through a lease, the Permittee must either submit documentation showing that it continues to have legal control or transfer control of the permitted system/project to the new landowner or new lessee. All transfers of ownership are subject to the requirements of section 40A-2.351, F.A.C. Alternatively, the Permittee may surrender the water use permit to the District, thereby relinquishing the right to conduct any activities under the permit.
21. Nothing in this permit should be construed to limit the authority of the District to declare a water shortage and issue orders pursuant to Chapter 373, F.S. In the event of a declared water shortage, the Permittee must adhere to the water shortage restrictions, as specified by the District. The Permittee is advised that during a water shortage, reports shall be submitted as required by District rule or order.

22. With advance notice to the Permittee, District staff with proper identification shall have permission to enter, inspect, observe, collect samples, and take measurements of permitted facilities to determine compliance with the permit conditions and permitted plans and specifications. The Permittee shall either accompany District staff onto the property or make provision for access onto the property.
23. The Permittee may seek modification of any term of an unexpired permit. The Permittee is advised that section 373.239, F.S., and section 40A-2.331, F.A.C., are applicable to permit modifications.
24. The District reserves the right to curtail permitted withdrawal and diversion rates if the withdrawal or diversion causes harm to legal uses of water, offsite land use, or water resources and associated environmental features that existed at the time of permit application.
25. The Permittee shall not cause harmful saltwater intrusion. The District reserves the right to curtail permitted withdrawal rates if withdrawals cause harmful saline water intrusion.
26. The Permittee's consumptive use of water as authorized by this permit shall not reduce a flow or level below any minimum flow or level established by the District or the Department of Environmental Protection pursuant to sections 373.042 and 373.0421, F.S. If the Permittee's use of water causes or contributes to such a reduction, then the District shall modify or revoke the permit, in whole or in part, unless the Permittee implements all provisions applicable to the Permittee's use in a District-approved recovery or prevention strategy.
27. The Permittee shall mitigate any harm caused by withdrawals or diversions permitted herein on legal water uses, offsite land use, and water resources and associated environmental features which existed at the time of permit application. Mitigation may include modification of the Permittee's pumping schedule (i.e., duration, withdrawal rates, time of day, etc.), the lowering of the affected pump(s) or the replacement of the well(s) including proper plugging and abandonment of the well(s) that is replaced. The Permittee, upon receipt of an allegation of interference, shall retain the services of an appropriate licensed professional to investigate the alleged interference. The Permittee shall ensure their chosen professional investigates any alleged interference within 48 hours of the allegation being made and provides the conclusions of the investigation to the entity alleging the impact within 72 hours of the allegation being made. If it is determined that the use of a well has been impaired as a result of the Permittee's operation, the Permittee shall complete the required mitigation within 30 days. The Permittee shall be responsible for the payment of services rendered by the licensed professional. The Permittee, within 30 days of any allegation of interference, shall submit a report to the District including the date of the allegation, the name and contact information of the party making the allegation, the result of the investigation made, and any mitigation action undertaken.

NORTHWEST FLORIDA WATER MANAGEMENT DISTRICT

MEMORANDUM

TO: Governing Board

FROM: Brett Cyphers, Executive Director

DATE: March 24, 2021

SUBJECT: Consideration of FY 2021-22 Springs Restoration Funding Requests

Recommendation

Staff recommends the Governing Board (1) approve the projects included in Table 1 totaling \$20,248,261 (2) approve submittal of the projects to the Department of Environmental Protection (DEP) for funding consideration, and (3) authorize the Executive Director to enter into agreements with DEP and cooperators to receive up to the amount requested and implement springs restoration projects as described, subject to budget authority and legal counsel review.

Discussion

The Florida Legislature is expected to appropriate \$50,000,000 for FY 2021-2022 statewide springs restoration and protection projects. This funding will be allocated by DEP to the four water management districts with springs to manage. Since this program began in FY 2013-2014, more than \$81.6 million in springs restoration funding has been awarded in northwest Florida.

On December 8, 2020, the District issued a Notice of Funding Availability for eligible spring restoration and protection projects, with applications due by February 23, 2021. Staff also met with individual stakeholders during the application period to discuss potential projects, several of which are additional phases of current septic-to-sewer projects. As shown in Table 1, the District is requesting approximately \$20.2 million in FY 2021-2022 funding from DEP to implement priority projects in the Panhandle, including:

- \$18.4 million for septic tank conversion to central sewer projects in Wakulla and Jackson counties;
- \$1.3 million for wastewater treatment plant upgrades in Leon County; and
- \$0.5 million for stormwater improvements at Jackson Blue Spring Recreation Area.

Final approval of funding for the FY 2021-2022 springs projects is subject to the Governor's approval of the state's budget. Additionally, the District, in cooperation with participating local governments, continues to maintain a long-range springs project plan that identifies planned and potential springs projects across northwest Florida for a 10-year period. This plan remains dynamic and is subject to continued development based on both state funding and local priorities. It provides, however, a useful planning tool and conceptual roadmap for long-term restoration.

Table 1. NFWFMD FY 2021-2022 Springs Restoration Funding Requests

Spring Name	Project Name	County	Project Type	Project Description	Nitrogen Reduced (lbs/yr)	Sediment reduced (in lbs/yr)	Acres to be Acquired	State Funding Requested	Local Match
Wakulla Spring	Wakulla Gardens Phase 4B	Wakulla	Wastewater Collection & Treatment	Continue septic to central sewer connection project for 104 additional homes in the Wakulla Spring PFA2.	Up to 1,147 lbs/yr TN	NA	NA	\$3,960,606	\$0
Wakulla Spring	Wakulla County Crawfordville East Sewer, Phase III	Wakulla	Wastewater Collection & Treatment	Septic to central sewer connection project in Crawfordville to connect 120 homes in the Wakulla Spring PFA2.	Up to 1,323 lbs/yr TN	NA	NA	\$5,548,419	\$0
Wakulla Spring	Wakulla County PFA-1 Sewer, Phase I	Wakulla	Wastewater Collection & Treatment	Septic to central sewer connection project to connect 81 homes in the Wakulla Spring PFA1.	Up to 893 lbs/yr TN	NA	NA	\$3,980,707	\$0
Wakulla Spring	COT WWTP Upgrade Phase 1 – Centrate Equalization Facility	Leon	Wastewater Treatment Plant Upgrade	Project is phase one of a two phase facility upgrade to significantly reduce nitrogen from the centrate sidestream which will result in the ability to effectively treat more nutrient rich wastewater from the Wakulla Springs basin.	Up to 2,155 lbs/yr TN	NA	NA	\$1,316,000	\$1,316,000
Jackson Blue Spring	Indian Springs Sewer Phase 2C-revised	Jackson	Wastewater Collection & Treatment	Continue septic to central sewer connection project for 33 additional homes (40 lots) on the south side of Merritts Mill Pond.	Up to 254 lbs/yr TN	NA	NA	\$2,960,029	\$0
Jackson Blue Spring	Malone Sewer System Expansion	Jackson	Wastewater Collection & Treatment	Extend central sewer infrastructure and abandon 170 septic tank systems in the Town of Malone.	Up to 1,421 lbs/yr TN	NA	40	\$1,996,000	\$3,534,000
Jackson Blue Spring	Jackson Blue Spring Recreation Area Stormwater Project, Phase II	Jackson	Stormwater	Continue springs protection efforts to reduce the stormwater runoff into Jackson Blue Spring from parking and roadway areas.	NA	NA	NA	\$486,500	\$10,000

TOTAL \$20,248,261 \$4,860,000

NORTHWEST FLORIDA WATER MANAGEMENT DISTRICT

MEMORANDUM

TO: Governing Board

THROUGH: Brett Cyphers, Executive Director
Carlos Herd, Director, Resource Management Division

FROM: Paul Thorpe, Deputy Director, Resource Management Division

DATE: March 24, 2021

SUBJECT: Consideration of FY 2021-22 Alternative Water Supply Funding Requests

Recommendation

Staff recommends the Governing Board (1) approve submittal of the projects included in Table 1, totaling \$21,291,820, to the Department of Environmental Protection (DEP) for funding consideration, and (2) authorize the Executive Director to enter into agreements with DEP and project sponsors to receive funding up to the amounts requested and implement alternative water supply projects as described, subject to budget authority and legal counsel review.

Discussion

The governor and legislature continue to recognize the importance of developing alternative water supplies to meet the needs of Florida's growing economy while ensuring the long-term sustainability of the state's water resources and natural systems. Governor DeSantis included \$40 million in his recommended budget for fiscal year (FY) 2021-22 for alternative water supply projects statewide.

Projects eligible for consideration for state alternative water supply (AWS) funding include those that help communities plan for and implement conservation, reuse, and other alternative water supply and water resource development projects. Alternative water supply sources include reclaimed water, stormwater, surface water, brackish groundwater, desalination, and other non-traditional sources of water designated in a regional water supply plan.

On December 8, 2020, the District issued a Notice of Funding Availability for eligible projects, with applications due February 23, 2021. Table 1 lists projects received that have been evaluated as meeting minimum eligibility guidelines. Also incorporated within the table is the second phase of the South Santa Rosa Reuse Initiative, which will continue implementation of a multijurisdictional reuse project first approved for funding in 2020, and a new water conservation cost-share initiative proposed by the District to advance water conservation projects that result in quantifiable water savings. Projects are listed in priority order based on staff evaluation of the projects according to the state AWS funding guidelines and in consideration of the District's approved Regional Water Supply Plan and overall water resource and community benefits. Final approval of funding for the FY 2021-22 alternative water supply projects is subject to project selection by DEP, enactment of the state budget, and final adoption of the District's FY 2021-22 budget.

Projects listed in Table 2 do not meet the eligibility requirements for State AWS funding. These projects do, however, address important water resource management needs. District staff will therefore work with the project sponsors and DEP to help identify appropriate funding sources for these projects.

Table 1. NFWMD FY 2021-2022 Alternative Water Supply Funding Requests

Project Name	County or Region	Sponsor	Project Description	Water Made Available (MGD)	Additional Storage Capacity (MG)	State Funding Requested	Local Match	TOTAL Project Cost
South Santa Rosa Reuse Initiative, Phase II	Santa Rosa	Santa Rosa County; Holley-Navarre Water System	Interconnection of Santa Rosa County's Navarre Beach WWTP with the Holley-Navarre WWTP, improvements at the Navarre Beach WWTP, and construction of additional RIB capacity at Eglin AFB.	1.40 ^(a)	0.5 ^(a)	\$2,500,000	\$10,800,000	\$13,300,000
Water Conservation Cost Share Grant Program	Region II, Region VII	NFWMD	Cost-share grants to be made available to public and non-profit utilities and local governments for water conservation projects with quantifiable water savings. Will complement other water supply and water quality protection programs and be implemented over two to three years.	0.06		\$250,000	\$200,000 ^(b)	\$450,000
Chumuckla Hwy. Reclaimed Water Pump Station and Ground Storage Tank	Santa Rosa	Pace Water System	Construct two-million-gallon reclaimed water ground storage tank and pump station. The project will provide additional storage for an existing sports park, and it will enable Pace Water System to expand the service area for residential reuse.	2.0	2.0	\$2,000,000	\$4,530,000	\$6,530,000
Woodbine Road Reclaimed Water Line Replacement	Santa Rosa	Pace Water System	Replace an existing six-inch reclaimed water pipe with new 8 and 12-inch lines. Replacement lines are estimated to increase flow capacity approximately four times.	1.9	0.04	\$1,000,000	\$1,826,000	\$2,826,000
Holt Water Works Water Meter Replacement	Okaloosa	Holt Water Works	Replace 936 existing water meters with new meters to provide advanced leak detection, improve meter readings, and assist with proactive maintenance to reduce water losses.	0.001 ^(c)		\$379,918	\$98,034	\$477,952
Paxton Water Meters	Walton	City of Paxton	Install 450 new auto-read water meters to improve water measurement accuracy and conserve water.	(d)		\$315,500	\$0	\$315,500
Campbellton Water Meters	Jackson	City of Campbellton	Install 130 new mechanical read water meters to improve water measurement accuracy and conserve water.	(d)		\$40,000	\$0	\$40,000

Table 1. NFWWMD FY 2021-2022 Alternative Water Supply Funding Requests (continued)

Project Name	County or Region	Sponsor	Project Description	Water Made Available (MGD)	Additional Storage Capacity (MG)	State Funding Requested	Local Match	TOTAL Project Cost
New Reuse Plant at Mill Bayou	Bay	City of Lynn Haven	Construct a second reuse booster plant with electrical control building, SCADA system, five booster pumps, and 0.5 MG reuse storage tank to serve additional customers west of Mill Bayou and provide sufficient flow equalization during future peak hour demands.		0.5	\$1,000,000	\$1,000,000	\$2,000,000
Sports Park Reuse Plant Expansion	Bay	City of Lynn Haven	Expand Sports Park Reuse Booster Plant with electrical control building, SCADA system, nine new booster pumps, and 1.5 MG reuse storage tank to supply water to the proposed Mill Bayou Plant and immediate service area.		1.5	\$2,000,000	\$2,000,000	\$4,000,000
Town of Century Water Meter Replacement	Escambia	Town of Century	Design and construct 822 new auto-read water meters and one-inch service connection lines.	0.001 ^(c)		\$1,440,023	\$0	\$1,440,023
Vernon Water Meters	Washington	City of Vernon	Install 450 new auto-read water meters to improve water measurement accuracy and conserve water.	(d)		\$300,000	\$0	\$300,000
Advanced Wastewater Treatment Facility Expansion	Bay	City of Lynn Haven	Add pumps, piping, generator, electrical, and new head works including degritting units and slurry pumps to increase the City's advanced wastewater treatment facility from 2.5 MGD to 4.5 MGD.	2.0 ^(e)		\$3,344,250	\$3,344,250	\$6,688,500
Disposal Phase I - Wingard RIBs	Okaloosa	City of Crestview	Design and construct 0.75 mgd of RIB capacity and potential to add up to 1,970 new sewer customers. A beneficial public access reuse system has been permitted.	0.75 ^(f)		\$ 1,500,000	\$2,550,051	\$4,050,051
Freeport Alternative Water Expansion Phase I – McDaniels Fish Camp Road	Walton	City of Freeport	Extend existing sewer system and connect 393 homes to sewer, abandon 393 septic systems, and increase WWTF flows for potential reuse. Future reuse phase anticipated.	0.11 ^(g)		\$5,222,129	\$196,500	\$5,418,629
			TOTAL			\$21,291,820	\$26,544,835	\$47,836,655

Notes

- (a) Additional reclaimed water quantity and storage through Phase IV.
 (b) Local cooperator match required unless qualified for a reduction or waiver.
 (c) Estimate provided by consulting engineer with supporting calculations. Additional data supporting quantification of water savings required.

- (d) Additional data required to support estimates of water savings and water made available.
 (e) Additional WWTF capacity.
 (f) Additional RIB capacity.
 (g) Additional wastewater flow for future reuse.

Table 2. Additional Funding Requests Received

Project Name	County or Region	Sponsor	Project Description	Water Made Available (MGD)	Additional Storage Capacity (MG)	State Funding Requested	Local Match	TOTAL Project Cost
Florosa Potable Water Elevated Storage Tank	Okaloosa	Okaloosa County	Construct 0.75 MG elevated potable water storage tank to strengthen critical infrastructure for 3,500 residents in the Okaloosa County West service area which has no back-up system since coastal wells were taken off-line.		0.75	\$1,000,000	\$2,000,000	\$3,000,000
Lake DeFuniak Stormwater Improvements	Walton	City of DeFuniak Springs	Design and construct an outfall structure to control lake water levels and flooding.			\$373,000	\$3,500	\$376,500

NORTHWEST FLORIDA WATER MANAGEMENT DISTRICT

MEMORANDUM

TO: Governing Board

THROUGH: Brett Cyphers, Executive Director
Carlos Herd, Director, Resource Management Division

FROM: Paul Thorpe, Deputy Director, Resource Management Division

DATE: March 23, 2021

SUBJECT: Consideration of Agreement with the Choctawhatchee Basin Alliance of Northwest Florida State College for the Live Oak Point Living Shorelines Project

Recommendation

Staff recommends the Governing Board authorize the Executive Director to enter into agreement with the Choctawhatchee Basin Alliance of Northwest Florida State College to implement the Live Oak Point Living Shorelines Project in an amount not to exceed \$545,000, subject to budget approval and legal counsel review.

Background

The District plans to implement a shoreline habitat restoration project adjacent to District land at Live Oak Point (Choctawhatchee Bay; Walton County) as mitigation for Florida Department of Transportation (FDOT) transportation projects with estuarine impacts. Estuarine mitigation credits for Choctawhatchee Bay and Santa Rosa Sound are not available from any mitigation bank in northwest Florida. Such credits are critically needed to allow FDOT to move forward with replacement of the US 98 Brooks Bridge at Fort Walton Beach. The bridge replacement project is scheduled to begin in 2022.

The Choctawhatchee Basin Alliance (CBA) of Northwest Florida State College has worked in partnership with the District for many years to protect and restore Choctawhatchee Bay. The CBA has developed a successful living shorelines program in addition to conducting water quality monitoring, public education, and other activities. In 2011, the CBA completed a successful pilot project at Live Oak Point, demonstrating the viability of the technique for restoration at this site on Choctawhatchee Bay. The District is able to contract directly with Northwest Florida State College, which, as a governmental entity, is not subject to competitive solicitation requirements (section 287.057(3)(e)(12), F.S.).

For the Live Oak Point project, the District will construct approximately 4,700 linear feet of breakwater and plant appropriate emergent vegetation to restore salt marsh habitat currently impacted by shoreline erosion. Recent shoreline retreat at the site has been measured at over three feet per year. The project will restore up to 2.25 acres of salt marsh. As demonstrated by the pilot project, the breakwaters and vegetation will provide habitat for fish, shellfish, and other species.



Figure 1. Live Oak Point Project Area

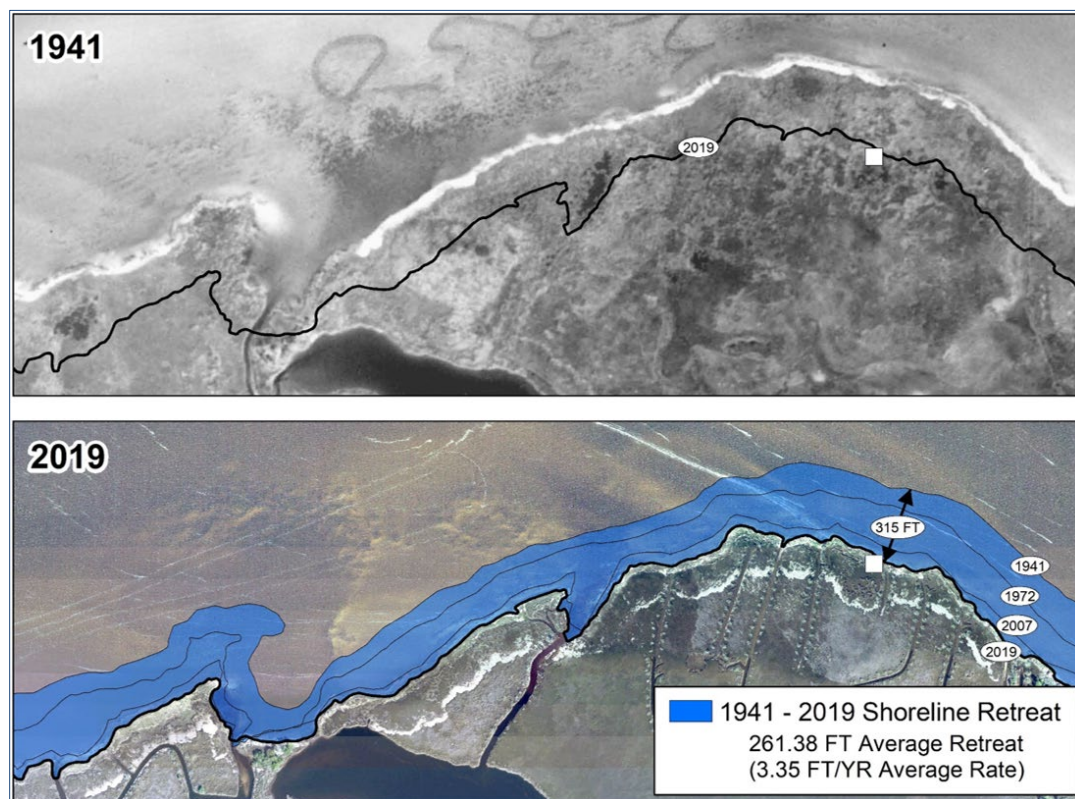


Figure 2. Shoreline Erosion at Live Oak Point: 1941-2019

NORTHWEST FLORIDA WATER MANAGEMENT DISTRICT

MEMORANDUM

TO: Resource Management Committee

THROUGH: Brett J. Cyphers, Executive Director
Lyle Seigler, Chief of Staff
Carlos Herd, Director, Resource Management Division
Kathleen Coates, Chief, Bureau of Water Resource Evaluation

FROM: Tony Countryman, P.G., Hydrogeologist IV,
Bureau of Water Resource Evaluation

DATE: March 25, 2021

SUBJECT: Consideration of ITB 21B-002, Well Construction and Aquifer Testing in Gulf County

Background

On March 4, 2021, the District issued an Invitation to Bid (ITB) 21B-002 for well construction and aquifer testing services in support of a groundwater resource evaluation in Gulf County. The contracted services will include the drilling and construction of up to two test production wells and four monitor wells. In addition, geologic samples, water quality samples, and geophysical logs will be collected during drilling and provide data needed to determine final well construction depths. The wells will be used to conduct tests of the intermediate aquifer and Upper Floridan aquifer.

Sealed bids for these services are due by 2 p.m. (Eastern) on April 1, 2021. Staff will provide the bid results and a recommendation in the form of a supplement at the April 8, 2021, Governing Board meeting.

Subsequent to approval by Governing Board, a contract will be negotiated, prepared and executed with the qualified responsive bidder. The proposed work is anticipated to begin in May 2021 and require approximately four months to complete. Funding for the work is included in the Fiscal Year 2020-2021 budget.

MEMORANDUM

TO: Northwest Florida Water Management District Governing Board

FROM: J. Breck Brannen, General Counsel

RE: Legal Counsel Report

DATE: March 30, 2021

There are no pending cases in which the District is a party.